

UT 4-MT-EX - Knife-disconnect terminal block



3046141

<https://www.phoenixcontact.com/sg/products/3046141>

Please be informed that the data shown in this PDF document is generated from our online catalog. Please find the complete data in the user documentation. Our general terms of use for downloads are valid.



Knife-disconnect terminal block, nom. voltage: 500 V, nominal current: 20 A, connection method: Screw connection, Rated cross section: 2.5 mm², cross section: 0.14 mm² - 6 mm², mounting: NS 35/7,5, NS 35/15, color: gray

Your advantages

- Suitable for process technology, thanks to Ex nA approval
- Double bridge shaft enables individual potential distribution and supply
- Compact design and high current carrying capacity of 20 A

Commercial data

Item number	3046141
Packing unit	50 pc
Minimum order quantity	50 pc
Sales key	*****
Product key	BE1131
Catalog page	Page 165 (C-1-2019)
GTIN	4046356919173
Weight per piece (including packing)	13.61 g
Weight per piece (excluding packing)	13.58 g
Customs tariff number	85369010
Country of origin	PL

UT 4-MT-EX - Knife-disconnect terminal block



3046141

<https://www.phoenixcontact.com/sg/products/3046141>

Technical data

Product properties

Product type	Disconnect terminal block
Area of application	Machine building
	Plant engineering
Number of connections	2
Number of rows	1
Potentials	1

Insulation characteristics

Overvoltage category	III
Degree of pollution	3

Electrical properties

Rated surge voltage	6 kV
Maximum power dissipation for nominal condition	1.02 W

Connection data

Number of connections per level	2
Nominal cross section	4 mm ²

Level 1 above 1 below 1

Screw thread	M3
Tightening torque	0.6 ... 0.8 Nm
Stripping length	9 mm
Internal cylindrical gage	A4
Connection in acc. with standard	IEC 60947-7-1
Conductor cross section rigid	0.14 mm ² ... 6 mm ²
Cross section AWG	26 ... 10 (converted acc. to IEC)
Conductor cross section flexible	0.14 mm ² ... 6 mm ²
Conductor cross section, flexible [AWG]	26 ... 10 (converted acc. to IEC)
Conductor cross-section flexible (ferrule without plastic sleeve)	0.14 mm ² ... 4 mm ²
Flexible conductor cross section (ferrule with plastic sleeve)	0.14 mm ² ... 4 mm ²
2 conductors with same cross section, solid	0.14 mm ² ... 1.5 mm ²
2 conductors with same cross section, flexible	0.14 mm ² ... 1.5 mm ²
2 conductors with same cross section, flexible, with ferrule without plastic sleeve	0.14 mm ² ... 1.5 mm ²
2 conductors with the same cross section, flexible, with TWIN ferrule with plastic sleeve	0.5 mm ² ... 2.5 mm ²
Nominal current	20 A
Maximum load current	20 A (with 6 mm ² conductor cross section)
Nominal voltage	500 V
Nominal cross section	2.5 mm ²

UT 4-MT-EX - Knife-disconnect terminal block



3046141

<https://www.phoenixcontact.com/sg/products/3046141>

Ex data

Rated data (ATEX/IECEx)

Identification	Ⓜ II 3 G Ex ec IIC Gc
Operating temperature range	-50 °C ... 125 °C
Operating cycles of the disconnect knife	100
Ex-certified accessories	3247954 S-MT
	3047183 ATP-UT-TWIN
	1205053 SZS 0,6X3,5
	3022276 CLIPFIX 35-5
	3022218 CLIPFIX 35
List of bridges	Plug-in bridge / FBS 2-6 / 3030336
	Plug-in bridge / FBS 3-6 / 3030242
	Plug-in bridge / FBS 4-6 / 3030255
	Plug-in bridge / FBS 5-6 / 3030349
	Plug-in bridge / FBS 10-6 / 3030271
	Plug-in bridge / FBS 20-6 / 3030365
Bridge data	20 A / 4 mm ²
Rated voltage	500 V
output	(Permanent)

Ex level General

Rated current	16 A
Maximum load current	16 A
Contact resistance	0.26 mΩ

Ex connection data General

Torque range	0.6 Nm ... 0.8 Nm
Nominal cross section	4 mm ²
Rated cross section AWG	12
Connection capacity rigid	0.14 mm ² ... 6 mm ²
Connection capacity AWG	26 ... 10
Connection capacity flexible	0.14 mm ² ... 4 mm ²
Connection capacity AWG	26 ... 12
2 conductors with same cross section, solid	0.14 mm ² ... 1.5 mm ²
2 conductors with the same cross-section AWG rigid	26 ... 16
2 conductors with same cross section, stranded	0.14 mm ² ... 1.5 mm ²
2 conductors with the same cross-section AWG flexible	26 ... 16
Conductor cross section flexible, with ferrule without plastic sleeve min.	0.14 mm ²
Conductor cross section flexible, with ferrule without plastic sleeve max.	4 mm ²
Single conductor/terminal point, flexible, with ferrule, without plastic sleeve, AWG	26 ... 12

UT 4-MT-EX - Knife-disconnect terminal block



3046141

<https://www.phoenixcontact.com/sg/products/3046141>

Dimensions

Width	6.2 mm
Height	57.8 mm
Depth on NS 35/7,5	49.1 mm
Depth on NS 35/15	56.6 mm

Material specifications

Color	gray (RAL 7042)
Flammability rating according to UL 94	V0
Insulating material group	I
Insulating material	PA
Static insulating material application in cold	-60 °C
Temperature index of insulation material (DIN EN 60216-1 (VDE 0304-21))	125 °C
Relative insulation material temperature index (Elec., UL 746 B)	130 °C
Fire protection for rail vehicles (DIN EN 45545-2) R22	HL 1 - HL 3
Fire protection for rail vehicles (DIN EN 45545-2) R23	HL 1 - HL 3
Fire protection for rail vehicles (DIN EN 45545-2) R24	HL 1 - HL 3
Fire protection for rail vehicles (DIN EN 45545-2) R26	HL 1 - HL 3
Calorimetric heat release NFPA 130 (ASTM E 1354)	27,5 MJ/kg
Surface flammability NFPA 130 (ASTM E 162)	passed
Specific optical density of smoke NFPA 130 (ASTM E 662)	passed
Smoke gas toxicity NFPA 130 (SMP 800C)	passed

Mechanical properties

Mechanical data

Open side panel	No
-----------------	----

Environmental and real-life conditions

Ambient conditions

Ambient temperature (operation)	-60 °C ... 110 °C (Operating temperature range incl. self-heating; for max. short-term operating temperature, see RTI Elec.)
Ambient temperature (storage/transport)	-25 °C ... 60 °C (for a short time, not exceeding 24 h, -60 °C to +70 °C)
Ambient temperature (assembly)	-5 °C ... 70 °C
Ambient temperature (actuation)	-5 °C ... 70 °C
Permissible humidity (operation)	20 % ... 90 %
Permissible humidity (storage/transport)	30 % ... 70 %

Standards and regulations

Connection in acc. with standard	IEC 60947-7-1
----------------------------------	---------------

Mounting

Mounting type	NS 35/7,5
---------------	-----------

UT 4-MT-EX - Knife-disconnect terminal block



3046141

<https://www.phoenixcontact.com/sg/products/3046141>

NS 35/15

UT 4-MT-EX - Knife-disconnect terminal block

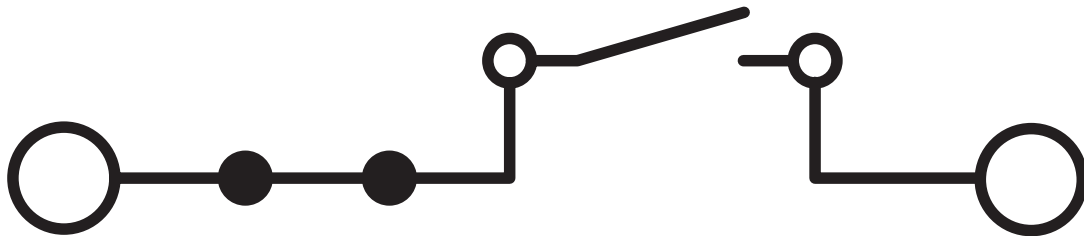


3046141

<https://www.phoenixcontact.com/sg/products/3046141>

Drawings

Circuit diagram



UT 4-MT-EX - Knife-disconnect terminal block





3046141

<https://www.phoenixcontact.com/sg/products/3046141>


Approvals


To download certificates, visit the product detail page: <https://www.phoenixcontact.com/sg/products/3046141>


 cUL Recognized Approval ID: E192998				
	Nominal voltage U_N	Nominal current I_N	Cross section AWG	Cross section mm^2
	500 V	16 A	26 - 10	26 - 10

 UL Recognized Approval ID: E192998				
	Nominal voltage U_N	Nominal current I_N	Cross section AWG	Cross section mm^2
	500 V	16 A	26 - 10	-

 CCC Approval ID: 2020322313000632				
--	--	--	--	--

 CSA Approval ID: 2725780				
	Nominal voltage U_N	Nominal current I_N	Cross section AWG	Cross section mm^2
Use group B	500 V	16 A	26 - 10	-
Use group C	500 V	16 A	26 - 10	-

 IECEx Approval ID: IECExUL13.0007U				
	Nominal voltage U_N	Nominal current I_N	Cross section AWG	Cross section mm^2
	500 V	16 A	-	0.14 - 6

 ATEX Approval ID: DEMKO14ATEX1353U				
	Nominal voltage U_N	Nominal current I_N	Cross section AWG	Cross section mm^2
	500 V	16 A	-	0.14 - 6

 UKCA-EX Approval ID: UL22UKEX2452U				
--	--	--	--	--

cULus Recognized				
-------------------------	--	--	--	--

UT 4-MT-EX - Knife-disconnect terminal block

3046141

<https://www.phoenixcontact.com/sg/products/3046141>



UT 4-MT-EX - Knife-disconnect terminal block



3046141

<https://www.phoenixcontact.com/sg/products/3046141>

Classifications

ECLASS

ECLASS-11.0	27141126
ECLASS-12.0	27141126
ECLASS-13.0	27250108

ETIM

ETIM 9.0	EC000902
----------	----------

UNSPSC

UNSPSC 21.0	39121400
-------------	----------

UT 4-MT-EX - Knife-disconnect terminal block



3046141

<https://www.phoenixcontact.com/sg/products/3046141>

Environmental product compliance

EU RoHS

Fulfills EU RoHS substance requirements	Yes
Exemption	6(c)

China RoHS

Environment friendly use period (EFUP)	EFUP-50
	An article-related China RoHS declaration table can be found in the download area for the respective article under "Manufacturer declaration". For all articles with EFUP-E, no China RoHS declaration table issued and required.

EU REACH SVHC

REACH candidate substance (CAS No.)	Lead(CAS: 7439-92-1)
SCIP	75af24e9-3e96-414f-8072-92f052595478

Phoenix Contact 2025 © - all rights reserved

<https://www.phoenixcontact.com>

PHOENIX CONTACT SEA Pte. Ltd.

105 Eunos Avenue 3, #04-00

Singapore 409836

+65 6228 4900

marketing@phoenixcontact.com.sg