

PT 6-T P/P HV - Disconnect terminal block



1028589

<https://www.phoenixcontact.com/sg/products/1028589>

Please be informed that the data shown in this PDF document is generated from our online catalog. Please find the complete data in the user documentation. Our general terms of use for downloads are valid.



Disconnect terminal block, nom. voltage: 1000 V, nominal current: 32 A, connection method: Push-in connection, Rated cross section: 6 mm², cross section: 0.5 mm² - 10 mm², mounting: NS 35/7,5, NS 35/15, NS 32, color: gray

Your advantages

- In addition to the testing option in the double function shaft, all terminal blocks provide an additional test pick-off
- The compact design and front connection enable wiring in a confined space
- The Push-in connection terminal blocks are characterized by the system features of the CLIPLINE complete system and by easy and tool-free wiring of conductors with ferrules or solid conductors

Commercial data

Item number	1028589
Packing unit	50 pc
Minimum order quantity	50 pc
Sales key	*****
Product key	BE2231
Catalog page	Page 114 (C-1-2019)
GTIN	4055626529226
Weight per piece (including packing)	34.19 g
Weight per piece (excluding packing)	32.1 g
Customs tariff number	85369010
Country of origin	CN

PT 6-T P/P HV - Disconnect terminal block



1028589

<https://www.phoenixcontact.com/sg/products/1028589>

Technical data

Notes

General

Note	With a free-hanging connection, the user has to take care that the required distances to electrically conductive surfaces are complied with.
	Nominal current and maximum load current see derating curve.

Product properties

Product type	Disconnect terminal block
Product family	PT
Number of connections	2
Number of rows	1
Potentials	1

Insulation characteristics

Overvoltage category	III
Degree of pollution	3

Electrical properties

Rated surge voltage	8 kV
Maximum power dissipation for nominal condition	1.31 W

Connection data

Number of connections per level	2
Nominal cross section	6 mm ²
Stripping length	10 mm ... 12 mm
Internal cylindrical gage	A5 B5
Connection in acc. with standard	IEC 60947-7-1
Conductor cross section rigid	0.5 mm ² ... 10 mm ²
Cross section AWG	20 ... 8 (converted acc. to IEC)
Conductor cross section flexible	0.5 mm ² ... 10 mm ²
Conductor cross section, flexible [AWG]	20 ... 8 (converted acc. to IEC)
Conductor cross-section flexible (ferrule without plastic sleeve)	0.5 mm ² ... 10 mm ²
Flexible conductor cross section (ferrule with plastic sleeve)	0.5 mm ² ... 10 mm ²
2 conductors with the same cross section, flexible, with TWIN ferrule with plastic sleeve	0.5 mm ² ... 2.5 mm ² When using TWIN ferrules, we recommend a minimum ferrule length of 13 mm.
Nominal current	32 A
Maximum load current	32 A (with 10 mm ² conductor cross section, rigid)
Nominal voltage	1000 V
Nominal cross section	6 mm ²

Connection cross sections directly pluggable

PT 6-T P/P HV - Disconnect terminal block



1028589

<https://www.phoenixcontact.com/sg/products/1028589>

Conductor cross section rigid	1 mm ² ... 10 mm ²
Conductor cross-section flexible (ferrule without plastic sleeve)	1.5 mm ² ... 6 mm ²
Flexible conductor cross section (ferrule with plastic sleeve)	1.5 mm ² ... 6 mm ²

Dimensions

Width	10.2 mm
Height	91 mm
Depth	63.1 mm
Depth on NS 32	69.3 mm
Depth on NS 35/7,5	64.3 mm
Depth on NS 35/15	71.8 mm

Material specifications

Color	gray (RAL 7042)
Flammability rating according to UL 94	V0
Insulating material group	I
Insulating material	PA
Static insulating material application in cold	-60 °C
Relative insulation material temperature index (Elec., UL 746 B)	130 °C
Fire protection for rail vehicles (DIN EN 45545-2) R22	HL 1 - HL 3
Fire protection for rail vehicles (DIN EN 45545-2) R23	HL 1 - HL 3
Fire protection for rail vehicles (DIN EN 45545-2) R24	HL 1 - HL 3
Fire protection for rail vehicles (DIN EN 45545-2) R26	HL 1 - HL 3
Calorimetric heat release NFPA 130 (ASTM E 1354)	28 MJ/kg
Surface flammability NFPA 130 (ASTM E 162)	passed
Specific optical density of smoke NFPA 130 (ASTM E 662)	passed
Smoke gas toxicity NFPA 130 (SMP 800C)	passed

Electrical tests

Surge voltage test

Test voltage setpoint	9.8 kV
Result	Test passed

Temperature-rise test

Requirement temperature-rise test	Increase in temperature ≤ 45 K
Result	Test passed
Short-time withstand current 4 mm ²	0.48 kA
Result	Test passed

Power-frequency withstand voltage

Test voltage setpoint	2.2 kV
Result	Test passed

Mechanical properties

PT 6-T P/P HV - Disconnect terminal block



1028589

<https://www.phoenixcontact.com/sg/products/1028589>

Mechanical data

Open side panel	No
Insertion/withdrawal cycles	250

Mechanical tests

Mechanical strength

Result	Test passed
--------	-------------

Attachment on the carrier

DIN rail/fixing support	NS 32/NS 35
Test force setpoint	5 N
Result	Test passed

Test for conductor damage and slackening

Rotation speed	10 rpm
Revolutions	135
Conductor cross section/weight	0.5 mm ² / 0.3 kg
	6 mm ² / 1.4 kg
	10 mm ² / 2 kg
Result	Test passed

Environmental and real-life conditions

Service life

Insertion/withdrawal cycles	50
-----------------------------	----

Aging

Temperature cycles	192
Result	Test passed

Needle-flame test

Time of exposure	30 s
Result	Test passed

Oscillation/broadband noise

Specification	DIN EN 50155 (VDE 0115-200):2018-05
Spectrum	Service life test category 2, bogie-mounted
Frequency	$f_1 = 5 \text{ Hz}$ to $f_2 = 250 \text{ Hz}$
ASD level	6.12 (m/s ²) ² /Hz
Acceleration	3.12g
Test duration per axis	5 h
Test directions	X-, Y- and Z-axis
Result	Test passed

Shocks

Specification	DIN EN 50155 (VDE 0115-200):2018-05
---------------	-------------------------------------

PT 6-T P/P HV - Disconnect terminal block



1028589

<https://www.phoenixcontact.com/sg/products/1028589>

Pulse shape	Half-sine
Acceleration	30g
Shock duration	18 ms
Number of shocks per direction	3
Test directions	X-, Y- and Z-axis (pos. and neg.)
Result	Test passed

Ambient conditions

Ambient temperature (operation)	-60 °C ... 110 °C (Operating temperature range incl. self-heating; for max. short-term operating temperature, see RTI Elec.)
Ambient temperature (storage/transport)	-25 °C ... 60 °C (for a short time, not exceeding 24 h, -60 °C to +70 °C)
Ambient temperature (assembly)	-5 °C ... 70 °C
Ambient temperature (actuation)	-5 °C ... 70 °C
Permissible humidity (operation)	20 % ... 90 %
Permissible humidity (storage/transport)	30 % ... 70 %

Standards and regulations

Connection in acc. with standard	IEC 60947-7-1
----------------------------------	---------------

Mounting

Mounting type	NS 35/7,5
	NS 35/15
	NS 32

PT 6-T P/P HV - Disconnect terminal block



1028589

<https://www.phoenixcontact.com/sg/products/1028589>

Drawings

Circuit diagram



PT 6-T P/P HV - Disconnect terminal block




1028589


<https://www.phoenixcontact.com/sg/products/1028589>


Approvals


To download certificates, visit the product detail page: <https://www.phoenixcontact.com/sg/products/1028589>

 CSA Approval ID: 13631				
	Nominal voltage U_N	Nominal current I_N	Cross section AWG	Cross section mm^2
Use group B	600 V	30 A	20 - 10	-
Use group C	600 V	30 A	20 - 10	-
Use group D	600 V	5 A	20 - 10	-

 EAC Approval ID: RU C-DE.BL08.B.00644				
---	--	--	--	--

 cULus Recognized Approval ID: E60425				
--	--	--	--	--

 cULus Recognized Approval ID: E60425				
--	--	--	--	--

 cULus Recognized Approval ID: E60425				
--	--	--	--	--

PT 6-T P/P HV - Disconnect terminal block



1028589

<https://www.phoenixcontact.com/sg/products/1028589>

Classifications

ECLASS

ECLASS-11.0	27141126
ECLASS-12.0	27141126
ECLASS-13.0	27250108

ETIM

ETIM 9.0	EC000902
----------	----------

UNSPSC

UNSPSC 21.0	39121400
-------------	----------

PT 6-T P/P HV - Disconnect terminal block



1028589

<https://www.phoenixcontact.com/sg/products/1028589>

Environmental product compliance

EU RoHS

Fulfills EU RoHS substance requirements	Yes, No exemptions
---	--------------------

China RoHS

Environment friendly use period (EFUP)	EFUP-E
	No hazardous substances above the limits

EU REACH SVHC

REACH candidate substance (CAS No.)	No substance above 0.1 wt%
-------------------------------------	----------------------------

Phoenix Contact 2025 © - all rights reserved
<https://www.phoenixcontact.com>

PHOENIX CONTACT SEA Pte. Ltd.
105 Eunos Avenue 3, #04-00
Singapore 409836
+65 6228 4900
marketing@phoenixcontact.com.sg