

# PT 1,5/S-TWIN-TG - Disconnect terminal block



3210316

<https://www.phoenixcontact.com/sg/products/3210316>

Please be informed that the data shown in this PDF document is generated from our online catalog. Please find the complete data in the user documentation. Our general terms of use for downloads are valid.



Disconnect terminal block, The max. load current must not be exceeded by the total current of all connected conductors.

Current and voltage are determined by the plug used., nom. voltage: 400 V, nominal current: 10 A, 1 level, connection method: Push-in connection, Rated cross section: 1.5 mm<sup>2</sup>, cross section: 0.14 mm<sup>2</sup> - 1.5 mm<sup>2</sup>, mounting: NS 35/7,5, NS 35/15, color: gray

## Your advantages

- In addition to the testing option in the double function shaft, all terminal blocks provide an additional test pick-off
- The compact design and front connection enable wiring in a confined space
- The Push-in connection terminal blocks are characterized by the system features of the CLIPLINE complete system and by easy and tool-free wiring of conductors with ferrules or solid conductors

## Commercial data

Item number	3210316
Packing unit	50 pc
Minimum order quantity	50 pc
Sales key	*****
Product key	BE2232
GTIN	4046356905602
Weight per piece (including packing)	5.054 g
Weight per piece (excluding packing)	5.054 g
Customs tariff number	85369010
Country of origin	PL

# PT 1,5/S-TWIN-TG - Disconnect terminal block



3210316

<https://www.phoenixcontact.com/sg/products/3210316>

## Technical data

### Notes

General	The max. load current must not be exceeded by the total current of all connected conductors. Current and voltage are determined by the plug used.
---------	--

### Product properties

Product type	Disconnect terminal block
Number of connections	3
Number of rows	1
Potentials	1

### Data management status

Article revision	02
------------------	----

### Insulation characteristics

Overvoltage category	III
Degree of pollution	3

### Electrical properties

Rated surge voltage	6 kV
Maximum power dissipation for nominal condition	0.56 W

### Connection data

Number of connections per level	3
Nominal cross section	1.5 mm <sup>2</sup>

#### 1 level

Stripping length	8 mm
Internal cylindrical gage	A1 / B1
Connection in acc. with standard	IEC 60947-7-1
Conductor cross section rigid	0.14 mm <sup>2</sup> ... 1.5 mm <sup>2</sup>
Cross section AWG	26 ... 16 (converted acc. to IEC)
Conductor cross section flexible	0.14 mm <sup>2</sup> ... 1.5 mm <sup>2</sup>
Conductor cross section, flexible [AWG]	26 ... 16 (converted acc. to IEC)
Conductor cross-section flexible (ferrule without plastic sleeve)	0.14 mm <sup>2</sup> ... 1.5 mm <sup>2</sup>
Flexible conductor cross section (ferrule with plastic sleeve)	0.14 mm <sup>2</sup> ... 1 mm <sup>2</sup> Using the AI-S 1-8 TQ ferrule, Item No. 1200293, is recommended
Nominal current	10 A
Maximum load current	10 A
Nominal voltage	400 V
Nominal cross section	1.5 mm <sup>2</sup>

#### 1 level Connection cross sections directly pluggable

Conductor cross section rigid	0.25 mm <sup>2</sup> ... 1.5 mm <sup>2</sup>
-------------------------------	--

# PT 1,5/S-TWIN-TG - Disconnect terminal block



3210316

<https://www.phoenixcontact.com/sg/products/3210316>

Conductor cross-section flexible (ferrule without plastic sleeve)	0.34 mm <sup>2</sup> ... 1.5 mm <sup>2</sup>
Flexible conductor cross section (ferrule with plastic sleeve)	0.34 mm <sup>2</sup> ... 1 mm <sup>2</sup>

## Dimensions

Width	3.5 mm
End cover width	0.8 mm
Height	67.8 mm
Depth	30.5 mm
Depth on NS 35/7,5	32 mm
Depth on NS 35/15	39.5 mm

## Material specifications

Color	gray (RAL 7042)
Flammability rating according to UL 94	V0
Insulating material group	I
Insulating material	PA
Static insulating material application in cold	-60 °C
Temperature index of insulation material (DIN EN 60216-1 (VDE 0304-21))	125 °C
Relative insulation material temperature index (Elec., UL 746 B)	130 °C
Fire protection for rail vehicles (DIN EN 45545-2) R22	HL 1 - HL 3
Fire protection for rail vehicles (DIN EN 45545-2) R23	HL 1 - HL 3
Fire protection for rail vehicles (DIN EN 45545-2) R24	HL 1 - HL 3
Fire protection for rail vehicles (DIN EN 45545-2) R26	HL 1 - HL 3
Calorimetric heat release NFPA 130 (ASTM E 1354)	27,5 MJ/kg
Surface flammability NFPA 130 (ASTM E 162)	passed
Specific optical density of smoke NFPA 130 (ASTM E 662)	passed
Smoke gas toxicity NFPA 130 (SMP 800C)	passed

## Mechanical properties

### Mechanical data

Open side panel	Yes
-----------------	-----

## Environmental and real-life conditions

### Ambient conditions

Ambient temperature (operation)	-60 °C ... 110 °C (Operating temperature range incl. self-heating; for max. short-term operating temperature, see RTI Elec.)
Ambient temperature (storage/transport)	-25 °C ... 60 °C (for a short time, not exceeding 24 h, -60 °C to +70 °C)
Ambient temperature (assembly)	-5 °C ... 70 °C
Ambient temperature (actuation)	-5 °C ... 70 °C
Permissible humidity (operation)	20 % ... 90 %
Permissible humidity (storage/transport)	30 % ... 70 %

# PT 1,5/S-TWIN-TG - Disconnect terminal block



3210316

<https://www.phoenixcontact.com/sg/products/3210316>

## Standards and regulations

Connection in acc. with standard	IEC 60947-7-1
----------------------------------	---------------

## Mounting

Mounting type	NS 35/7,5
	NS 35/15

# PT 1,5/S-TWIN-TG - Disconnect terminal block



3210316

<https://www.phoenixcontact.com/sg/products/3210316>

## Drawings

Circuit diagram



# PT 1,5/S-TWIN-TG - Disconnect terminal block





3210316


<https://www.phoenixcontact.com/sg/products/3210316>


## Approvals

To download certificates, visit the product detail page: <https://www.phoenixcontact.com/sg/products/3210316>

 <b>CSA</b> Approval ID: 2030668				
	Nominal voltage $U_N$	Nominal current $I_N$	Cross section AWG	Cross section $mm^2$
Use group B	300 V	10 A	26 - 16	-
Use group C	300 V	10 A	26 - 16	-

 <b>EAC</b> Approval ID: RU C-DE.BL08.B.00644				
---	--	--	--	--

 <b>cULus Recognized</b> Approval ID: E60425				
--	--	--	--	--

 <b>cULus Recognized</b> Approval ID: E60425				
--	--	--	--	--

<b>DNV</b> Approval ID: TAE000041N				
---------------------------------------	--	--	--	--

# PT 1,5/S-TWIN-TG - Disconnect terminal block



3210316

<https://www.phoenixcontact.com/sg/products/3210316>

## Classifications

### ECLASS

ECLASS-11.0	27141126
ECLASS-12.0	27141126
ECLASS-13.0	27250108

### ETIM

ETIM 9.0	EC000902
----------	----------

### UNSPSC

UNSPSC 21.0	39121400
-------------	----------

# PT 1,5/S-TWIN-TG - Disconnect terminal block



3210316

<https://www.phoenixcontact.com/sg/products/3210316>

## Environmental product compliance

### EU RoHS

Fulfills EU RoHS substance requirements	Yes, No exemptions
---	--------------------

### China RoHS

Environment friendly use period (EFUP)	EFUP-E
	No hazardous substances above the limits

### EU REACH SVHC

REACH candidate substance (CAS No.)	No substance above 0.1 wt%
-------------------------------------	----------------------------

Phoenix Contact 2024 © - all rights reserved  
<https://www.phoenixcontact.com>

PHOENIX CONTACT SEA Pte. Ltd.  
105 Eunos Avenue 3, #04-00  
Singapore 409836  
+65 6228 4900  
[marketing@phoenixcontact.com.sg](mailto:marketing@phoenixcontact.com.sg)