

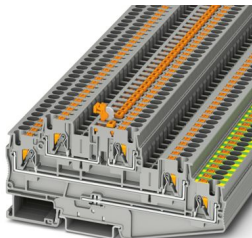
# PT 4-PE/L/MT - Disconnect terminal block



3002617

<https://www.phoenixcontact.com/sg/products/3002617>

Please be informed that the data shown in this PDF document is generated from our online catalog. Please find the complete data in the user documentation. Our general terms of use for downloads are valid.



Disconnect terminal block, nom. voltage: 500 V, nominal current: 30 A, connection method: Push-in connection, Rated cross section: 4 mm<sup>2</sup>, cross section: 0.2 mm<sup>2</sup> - 6 mm<sup>2</sup>, connection method: Push-in connection, Rated cross section: 4 mm<sup>2</sup>, cross section: 0.2 mm<sup>2</sup> - 6 mm<sup>2</sup>, mounting: NS 35/7,5, NS 35/15, color: gray

## Your advantages

- The Push-in connection terminal blocks are characterized by the system features of the CLIPLINE complete system and by easy and tool-free wiring of conductors with ferrules or solid conductors
- The compact design and front connection enable wiring in a confined space
- In addition to the testing option in the double function shaft, all terminal blocks provide an additional test pick-off

## Commercial data

Item number	3002617
Packing unit	50 pc
Minimum order quantity	50 pc
Note	Made to order (non-returnable)
Sales key	*****
Product key	BE2231
Catalog page	Page 104 (C-1-2019)
GTIN	4055626370309
Weight per piece (including packing)	29.974 g
Weight per piece (excluding packing)	29.974 g
Customs tariff number	85369010
Country of origin	CN

# PT 4-PE/L/MT - Disconnect terminal block



3002617

<https://www.phoenixcontact.com/sg/products/3002617>

## Technical data

### Product properties

Product type	Ground terminal block
Product family	PT
Number of connections	5
Number of rows	3

### Data management status

Article revision	06
------------------	----

### Insulation characteristics

Overvoltage category	III
Degree of pollution	3

### Electrical properties

Rated surge voltage	6 kV
Maximum power dissipation for nominal condition	1.02 W

### Connection data

Grounding foot	Yes
Number of connections per level	2
Nominal cross section	4 mm <sup>2</sup>

### Level 1

Stripping length	10 mm ... 12 mm
Internal cylindrical gage	A4
Connection in acc. with standard	IEC 60947-7-3
Conductor cross section rigid	0.2 mm <sup>2</sup> ... 6 mm <sup>2</sup>
Cross section AWG	24 ... 10 (converted acc. to IEC)
Conductor cross section flexible	0.2 mm <sup>2</sup> ... 6 mm <sup>2</sup>
Conductor cross section, flexible [AWG]	24 ... 10 (converted acc. to IEC)
Conductor cross-section flexible (ferrule without plastic sleeve)	0.25 mm <sup>2</sup> ... 4 mm <sup>2</sup>
Flexible conductor cross section (ferrule with plastic sleeve)	0.25 mm <sup>2</sup> ... 4 mm <sup>2</sup>
2 conductors with the same cross section, flexible, with TWIN ferrule with plastic sleeve	0.5 mm <sup>2</sup> ... 1 mm <sup>2</sup>
Nominal current	30 A
Maximum load current	32 A (with 6 mm <sup>2</sup> conductor cross section, rigid)
Nominal voltage	500 V
Nominal cross section	4 mm <sup>2</sup>

### Level 2

Connection in acc. with standard	IEC 60947-7-3
Conductor cross section rigid	0.2 mm <sup>2</sup> ... 6 mm <sup>2</sup>
Cross section AWG	24 ... 10 (converted acc. to IEC)

# PT 4-PE/L/MT - Disconnect terminal block



3002617

<https://www.phoenixcontact.com/sg/products/3002617>

Conductor cross section flexible	0.2 mm <sup>2</sup> ... 4 mm <sup>2</sup>
Conductor cross section, flexible [AWG]	24 ... 10 (converted acc. to IEC)
Conductor cross-section flexible (ferrule without plastic sleeve)	0.25 mm <sup>2</sup> ... 4 mm <sup>2</sup>
Flexible conductor cross section (ferrule with plastic sleeve)	0.25 mm <sup>2</sup> ... 4 mm <sup>2</sup>
Conductor cross-section flexible (2 conductors with the same cross-section, with TWIN ferrule and plastic sleeve)	0.5 mm <sup>2</sup> ... 1 mm <sup>2</sup>
2 conductors with the same cross section, flexible, with TWIN ferrule with plastic sleeve	0.5 mm <sup>2</sup> ... 1 mm <sup>2</sup>
Nominal current	20 A
Maximum load current	20 A
Nominal voltage	500 V
Nominal cross section	4 mm <sup>2</sup>

## Level 1 Connection cross sections directly pluggable

Conductor cross section rigid	0.5 mm <sup>2</sup> ... 6 mm <sup>2</sup>
Conductor cross section, rigid [AWG]	20 ... 10 (converted acc. to IEC)
Conductor cross-section flexible (ferrule without plastic sleeve)	0.5 mm <sup>2</sup> ... 4 mm <sup>2</sup>
Flexible conductor cross section (ferrule with plastic sleeve)	0.5 mm <sup>2</sup> ... 4 mm <sup>2</sup>

## Level 2 Connection cross sections directly pluggable

Conductor cross section rigid	0.5 mm <sup>2</sup> ... 6 mm <sup>2</sup>
Conductor cross section, rigid [AWG]	20 ... 10 (converted acc. to IEC)
Conductor cross-section flexible (ferrule without plastic sleeve)	0.5 mm <sup>2</sup> ... 4 mm <sup>2</sup>
Flexible conductor cross section (ferrule with plastic sleeve)	0.5 mm <sup>2</sup> ... 4 mm <sup>2</sup>

## Ex data

### Rated data (ATEX/IECEx)

Identification	Ⓔ II 3 G Ex ec IIC Gc
Operating temperature range	-60 °C ... 125 °C
Operating cycles of the disconnect knife	100
Ex-certified accessories	3002619 D-PT 4-PE/L/HESI 1205066 SZS 1,0X4,0 VDE 3022276 CLIPFIX 35-5 3022218 CLIPFIX 35
List of bridges	Plug-in bridge / FBS 2-6 / 3030336 Plug-in bridge / FBS 3-6 / 3030242 Plug-in bridge / FBS 4-6 / 3030255 Plug-in bridge / FBS 5-6 / 3030349 Plug-in bridge / FBS 10-6 / 3030271 Plug-in bridge / FBS 20-6 / 3030365
Bridge data	19 A / 4 mm <sup>2</sup>
Rated voltage	275 V
for bridging with bridge	275 V
- At bridging between non-adjacent terminal blocks	275 V
- At cut-to-length bridging with cover	275 V

# PT 4-PE/L/MT - Disconnect terminal block



3002617

<https://www.phoenixcontact.com/sg/products/3002617>

Rated insulation voltage	250 V
output	(Permanent)

## Ex connection data General

Nominal cross section	4 mm <sup>2</sup>
Rated cross section AWG	12
Connection capacity rigid	0.2 mm <sup>2</sup> ... 6 mm <sup>2</sup>
Connection capacity AWG	24 ... 10
Connection capacity flexible	0.2 mm <sup>2</sup> ... 4 mm <sup>2</sup>
Connection capacity AWG	24 ... 12
output	(Permanent)

## Ex level Level 2

Rated current	29 A (4 mm <sup>2</sup> )
Maximum load current	32 A (6 mm <sup>2</sup> )
Contact resistance	0.9 mΩ
Temperature increase	40 K (29 A/4 mm <sup>2</sup> )
output	(Permanent)

## Ex level Level 3

Rated current	20 A (4 mm <sup>2</sup> )
Maximum load current	20 A (6 mm <sup>2</sup> )
Contact resistance	1.7 mΩ
Temperature increase	35 K (20 A/4 mm <sup>2</sup> )

## Dimensions

Width	6.2 mm
Height	119.5 mm
Depth	54.5 mm
Depth on NS 35/7,5	57.6 mm
Depth on NS 35/15	65.1 mm

## Material specifications

Color	gray (RAL 7042)
Flammability rating according to UL 94	V0
Insulating material group	I
Insulating material	PA
Static insulating material application in cold	-60 °C
Temperature index of insulation material (DIN EN 60216-1 (VDE 0304-21))	130 °C
Relative insulation material temperature index (Elec., UL 746 B)	130 °C
Fire protection for rail vehicles (DIN EN 45545-2) R22	HL 1 - HL 3
Fire protection for rail vehicles (DIN EN 45545-2) R23	HL 1 - HL 3
Fire protection for rail vehicles (DIN EN 45545-2) R24	HL 1 - HL 3
Fire protection for rail vehicles (DIN EN 45545-2) R26	HL 1 - HL 3
Calorimetric heat release NFPA 130 (ASTM E 1354)	28 MJ/kg

# PT 4-PE/L/MT - Disconnect terminal block



3002617

<https://www.phoenixcontact.com/sg/products/3002617>

Surface flammability NFPA 130 (ASTM E 162)	passed
Specific optical density of smoke NFPA 130 (ASTM E 662)	passed
Smoke gas toxicity NFPA 130 (SMP 800C)	passed

## Electrical tests

### Surge voltage test

Test voltage setpoint	7.3 kV
Result	Test passed

### Temperature-rise test

Requirement temperature-rise test	Increase in temperature $\leq 45$ K
Result	Test passed
Short-time withstand current 2.5 mm <sup>2</sup>	0.3 kA
Short-time withstand current 4 mm <sup>2</sup>	0.48 kA
Short-time withstand current 6 mm <sup>2</sup>	0.72 kA
Result	Test passed

### Power-frequency withstand voltage

Test voltage setpoint	1.89 kV
Result	Test passed

## Mechanical properties

### Mechanical data

Open side panel	Yes
-----------------	-----

## Mechanical tests

### Mechanical strength

Result	Test passed
--------	-------------

### Attachment on the carrier

DIN rail/fixing support	NS 35
Test force setpoint	1 N
Result	Test passed

### Test for conductor damage and slacking

Rotation speed	10 rpm
Revolutions	135
Conductor cross section/weight	0.2 mm <sup>2</sup> / 0.2 kg
	4 mm <sup>2</sup> / 0.9 kg
	6 mm <sup>2</sup> / 1.4 kg
Result	Test passed

## Environmental and real-life conditions

### Aging

# PT 4-PE/L/MT - Disconnect terminal block



3002617

<https://www.phoenixcontact.com/sg/products/3002617>

Temperature cycles	192
Result	Test passed

## Needle-flame test

Time of exposure	30 s
Result	Test passed

## Oscillation/broadband noise

Specification	DIN EN 50155 (VDE 0115-200):2008-03
Spectrum	Service life test category 1, class B, body mounted
Frequency	$f_1 = 5 \text{ Hz}$ to $f_2 = 150 \text{ Hz}$
ASD level	$0.964 \text{ (m/s}^2\text{)}^2\text{/Hz}$
Acceleration	0.58g
Test duration per axis	5 h
Test directions	X-, Y- and Z-axis
Result	Test passed

## Shocks

Specification	DIN EN 50155 (VDE 0115-200):2008-03
Pulse shape	Half-sine
Acceleration	5g
Shock duration	30 ms
Number of shocks per direction	3
Test directions	X-, Y- and Z-axis (pos. and neg.)
Result	Test passed

## Ambient conditions

Ambient temperature (operation)	-60 °C ... 110 °C (Operating temperature range incl. self-heating; for max. short-term operating temperature, see RTI Elec.)
Ambient temperature (storage/transport)	-25 °C ... 60 °C (for a short time, not exceeding 24 h, -60 °C to +70 °C)
Ambient temperature (assembly)	-5 °C ... 70 °C
Ambient temperature (actuation)	-5 °C ... 70 °C
Permissible humidity (operation)	20 % ... 90 %
Permissible humidity (storage/transport)	30 % ... 70 %

## Standards and regulations

Connection in acc. with standard	IEC 60947-7-3
	IEC 60947-7-3

## Mounting

Mounting type	NS 35/7,5
	NS 35/15

# PT 4-PE/L/MT - Disconnect terminal block

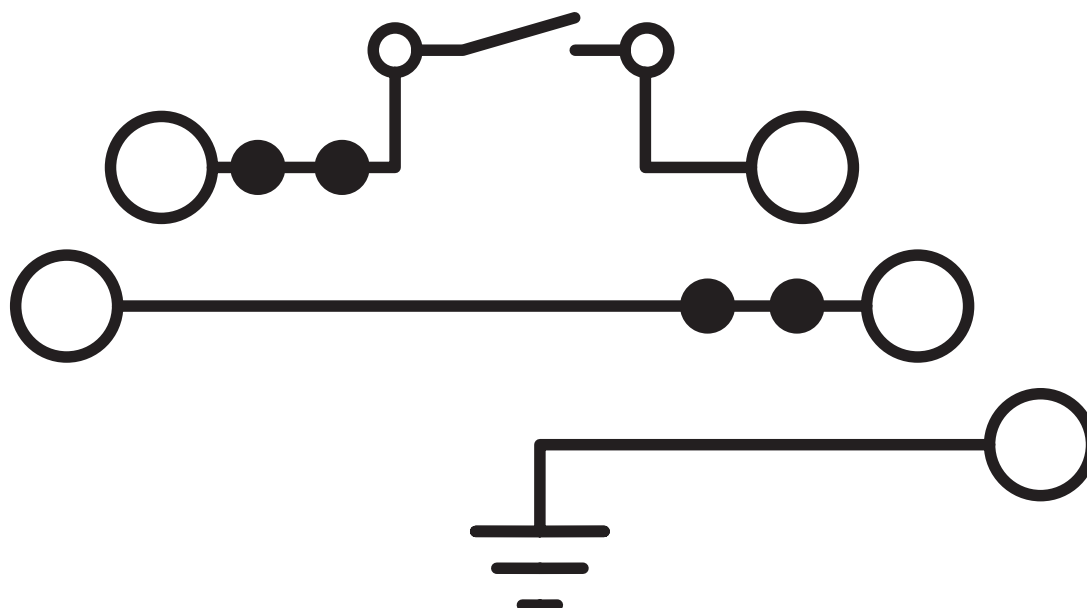


3002617

<https://www.phoenixcontact.com/sg/products/3002617>

## Drawings

Circuit diagram



# PT 4-PE/L/MT - Disconnect terminal block




3002617


<https://www.phoenixcontact.com/sg/products/3002617>


## Approvals


To download certificates, visit the product detail page: <https://www.phoenixcontact.com/sg/products/3002617>


 <b>CSA</b> Approval ID: 13631				
	Nominal voltage $U_N$	Nominal current $I_N$	Cross section AWG	Cross section $\text{mm}^2$
<b>Use group B</b>				
upper level	300 V	16 A	24 - 10	-
lower level	300 V	20 A	24 - 10	-
<b>Use group C</b>				
upper level	300 V	16 A	24 - 10	-
lower level	300 V	20 A	24 - 10	-
<b>Use group D</b>				
	600 V	5 A	24 - 10	-


 <b>EAC</b> Approval ID: RU C-DE.BL08.B.00644				
---	--	--	--	--

 <b>UL Recognized</b> Approval ID: FILE E 192998				
	Nominal voltage $U_N$	Nominal current $I_N$	Cross section AWG	Cross section $\text{mm}^2$
upper level	275 V	16 A	24 - 10	-
lower level	275 V	20 A	24 - 10	-

 <b>IECEx</b> Approval ID: IECExKIWA17.0025U				
--	--	--	--	--

 <b>ATEX</b> Approval ID: KIWA17ATEX0045U				
---	--	--	--	--

 <b>UKCA-EX</b> Approval ID: CSAE 21UKEX3605U				
---	--	--	--	--

 <b>CCC</b> Approval ID: 2020322313000626				
---	--	--	--	--



# PT 4-PE/L/MT - Disconnect terminal block



3002617

<https://www.phoenixcontact.com/sg/products/3002617>

## Classifications

### ECLASS

ECLASS-11.0	27141141
ECLASS-13.0	27250104

### ETIM

ETIM 9.0	EC000901
----------	----------

### UNSPSC

UNSPSC 21.0	39121400
-------------	----------

# PT 4-PE/L/MT - Disconnect terminal block



3002617

<https://www.phoenixcontact.com/sg/products/3002617>

## Environmental product compliance

### EU RoHS

Fulfills EU RoHS substance requirements	Yes, No exemptions
---	--------------------

### China RoHS

Environment friendly use period (EFUP)	EFUP-E
	No hazardous substances above the limits

### EU REACH SVHC

REACH candidate substance (CAS No.)	No substance above 0.1 wt%
-------------------------------------	----------------------------

Phoenix Contact 2024 © - all rights reserved  
<https://www.phoenixcontact.com>

PHOENIX CONTACT SEA Pte. Ltd.  
105 Eunos Avenue 3, #04-00  
Singapore 409836  
+65 6228 4900  
[marketing@phoenixcontact.com.sg](mailto:marketing@phoenixcontact.com.sg)