

PTRV 4-FE /BKYE - Potential distributors



3270131

<https://www.phoenixcontact.com/sg/products/3270131>

Please be informed that the data shown in this PDF document is generated from our online catalog. Please find the complete data in the user documentation. Our general terms of use for downloads are valid.



Potential distributors, nom. voltage: 250 V, nominal current: 17.5 A, connection method: Push-in connection, 1st, 2nd, 3rd and 4th level, Rated cross section: 1.5 mm², cross section: 0.14 mm² - 2.5 mm², mounting: NS 35/7,5, NS 35/15, color: gray, color of connection elements: black, yellow

Your advantages

- Tool-free wiring in a confined space thanks to compact size
- Potential distributor in black-yellow version for marking the functional ground
- High contact quality thanks to push-in technology as a replacement for Wire-Wrap®, TERMI-POINT®, etc.
- Individual color assignment of cable and terminal point to ensure error-free, safe operation
- The 2.3 mm test pick-off enables testing between the conductors with commercially available test probes

Commercial data

Item number	3270131
Packing unit	10 pc
Minimum order quantity	10 pc
Sales key	*****
Product key	BE6211
Catalog page	Page 47 (C-1-2019)
GTIN	4055626046679
Weight per piece (including packing)	17.28 g
Weight per piece (excluding packing)	17.28 g
Customs tariff number	85369010
Country of origin	PL

3270131

<https://www.phoenixcontact.com/sg/products/3270131>

Technical data

Product properties

Product type	Potential distributor
Number of positions	2
Number of connections	16
Number of rows	4
Potentials	1

Data management status

Article revision	02
------------------	----

Insulation characteristics

Overvoltage category	III
----------------------	-----

Electrical properties

Rated surge voltage	4 kV
Maximum power dissipation for nominal condition	0.56 W

Connection data

Number of connections per level	4
Nominal cross section	1.5 mm ²

1st, 2nd, 3rd and 4th level

Stripping length	8 mm ... 10 mm
Connection in acc. with standard	IEC 60947-7-1
Conductor cross section rigid	0.14 mm ² ... 2.5 mm ²
Cross section AWG	26 ... 14 (converted acc. to IEC)
Conductor cross section flexible	0.14 mm ² ... 1.5 mm ²
Conductor cross section, flexible [AWG]	26 ... 16 (converted acc. to IEC)
Conductor cross-section flexible (ferrule without plastic sleeve)	0.14 mm ² ... 1.5 mm ²
Flexible conductor cross section (ferrule with plastic sleeve)	0.14 mm ² ... 1.5 mm ²
Nominal current	17.5 A
Maximum load current	20 A (in case of a 2.5 mm ² conductor cross section, the maximum load current must not be exceeded by the total current of all connected conductors.)
Nominal voltage	250 V
Nominal cross section	1.5 mm ²

1st, 2nd, 3rd and 4th level Connection cross sections directly pluggable

Conductor cross section rigid	0.34 mm ² ... 2.5 mm ²
Conductor cross section, rigid [AWG]	20 ... 14 (converted acc. to IEC)
Conductor cross-section flexible (ferrule without plastic sleeve)	0.34 mm ² ... 1.5 mm ²
Flexible conductor cross section (ferrule with plastic sleeve)	0.34 mm ² ... 1.5 mm ²

Dimensions

PTRV 4-FE /BKYE - Potential distributors



3270131

<https://www.phoenixcontact.com/sg/products/3270131>

Width	8.3 mm
Height	64 mm
Depth on NS 35/7,5	55.5 mm
Depth on NS 35/15	63 mm

Material specifications

Color	gray (RAL 7042)
Color of connection elements	black (2x top) yellow (2x bottom)
Flammability rating according to UL 94	V0
Insulating material group	I
Insulating material	PA

Electrical tests

Surge voltage test

Test voltage setpoint	4.8 kV
Result	Test passed

Temperature-rise test

Requirement temperature-rise test	Increase in temperature ≤ 45 K
Result	Test passed
Short-time withstand current 1.5 mm ²	0.18 kA
Result	Test passed

Power-frequency withstand voltage

Test voltage setpoint	1.5 kV
Result	Test passed

Mechanical properties

Mechanical data

Open side panel	Yes
-----------------	-----

Mechanical tests

Mechanical strength

Result	Test passed
--------	-------------

Attachment on the carrier

DIN rail/fixing support	NS 35
Test force setpoint	1 N
Result	Test passed

Test for conductor damage and slackening

Rotation speed	10 rpm
Revolutions	135
	0.14 mm ² / 0.2 kg

PTRV 4-FE /BKYE - Potential distributors



3270131

<https://www.phoenixcontact.com/sg/products/3270131>

Conductor cross section/weight	1.5 mm ² / 0.4 kg
	2.5 mm ² / 0.7 kg
Result	Test passed

Environmental and real-life conditions

Aging

Temperature cycles	192
Result	Test passed

Needle-flame test

Time of exposure	30 s
Result	Test passed

Oscillation/broadband noise

Specification	DIN EN 50155 (VDE 0115-200):2008-03
Spectrum	Service life test category 2, bogie-mounted
Frequency	$f_1 = 5 \text{ Hz}$ to $f_2 = 250 \text{ Hz}$
ASD level	6.12 (m/s ²) ² /Hz
Acceleration	3.12g
Test duration per axis	5 h
Test directions	X-, Y- and Z-axis
Result	Test passed

Shocks

Specification	DIN EN 50155 (VDE 0115-200):2008-03
Pulse shape	Half-sine
Acceleration	30g
Shock duration	18 ms
Number of shocks per direction	3
Test directions	X-, Y- and Z-axis (pos. and neg.)
Result	Test passed

Ambient conditions

Ambient temperature (operation)	-60 °C ... 105 °C (max. short-term operating temperature RTI Elec.)
Ambient temperature (storage/transport)	-25 °C ... 60 °C (for a short time, not exceeding 24 h, -60 °C to +70 °C)
Ambient temperature (assembly)	-5 °C ... 70 °C
Ambient temperature (actuation)	-5 °C ... 70 °C
Permissible humidity (storage/transport)	30 % ... 70 %

Standards and regulations

Connection in acc. with standard	IEC 60947-7-1
----------------------------------	---------------

Mounting

Mounting type	NS 35/7,5
---------------	-----------

PTRV 4-FE /BKYE - Potential distributors



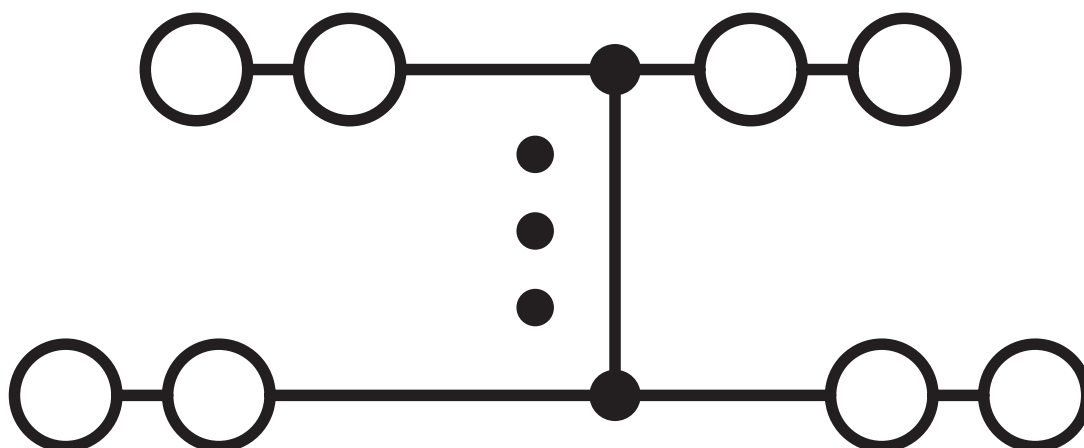
3270131

<https://www.phoenixcontact.com/sg/products/3270131>

NS 35/15

Drawings

Circuit diagram



PTRV 4-FE /BKYE - Potential distributors




3270131


<https://www.phoenixcontact.com/sg/products/3270131>


Approvals


To download certificates, visit the product detail page: <https://www.phoenixcontact.com/sg/products/3270131>


 CSA Approval ID: 2030668				
	Nominal voltage U_N	Nominal current I_N	Cross section AWG	Cross section mm^2
Use group B	300 V	10 A	26 - 14	-
Use group D	300 V	10 A	26 - 14	-

 IECEE CB Scheme Approval ID: NL-58817				
	Nominal voltage U_N	Nominal current I_N	Cross section AWG	Cross section mm^2
	250 V	10 A	-	-

 EAC Approval ID: RU C-DE.BL08.B.00682				
---	--	--	--	--

 cULus Recognized Approval ID: E60425				
--	--	--	--	--

 KEMA-KEUR Approval ID: 71-102890				
	Nominal voltage U_N	Nominal current I_N	Cross section AWG	Cross section mm^2
Only flexible conductors	250 V	10 A	-	0.14 - 1.5
Only rigid conductors	250 V	10 A	-	0.14 - 2.5

 cULus Recognized Approval ID: E60425				
--	--	--	--	--

DNV Approval ID: TAE000016Y				
---------------------------------------	--	--	--	--

 cULus Recognized Approval ID: E60425				
--	--	--	--	--

PTRV 4-FE /BKYE - Potential distributors



3270131

<https://www.phoenixcontact.com/sg/products/3270131>

Classifications

ECLASS

ECLASS-11.0	27141120
ECLASS-13.0	27250105

ETIM

ETIM 9.0	EC000897
----------	----------

UNSPSC

UNSPSC 21.0	39121400
-------------	----------

PTRV 4-FE /BKYE - Potential distributors



3270131

<https://www.phoenixcontact.com/sg/products/3270131>

Environmental product compliance

EU RoHS

Fulfills EU RoHS substance requirements	Yes, No exemptions
---	--------------------

China RoHS

Environment friendly use period (EFUP)	EFUP-E
	No hazardous substances above the limits

EU REACH SVHC

REACH candidate substance (CAS No.)	No substance above 0.1 wt%
-------------------------------------	----------------------------

Phoenix Contact 2024 © - all rights reserved
<https://www.phoenixcontact.com>

PHOENIX CONTACT SEA Pte. Ltd.
105 Eunos Avenue 3, #04-00
Singapore 409836
+65 6228 4900
marketing@phoenixcontact.com.sg