

PTRV 8 /VDE 0815 - Marshalling panel



3270230

<https://www.phoenixcontact.com/sg/products/3270230>

Please be informed that the data shown in this PDF document is generated from our online catalog. Please find the complete data in the user documentation. Our general terms of use for downloads are valid.



Marshalling panel, nom. voltage: 250 V, nominal current: 8 A, connection method: Push-in connection, 1st, 2nd, 3rd, 4th, 5th, 6th, 7th and 8th level, Rated cross section: 1.5 mm², cross section: 0.14 mm² - 2.5 mm², mounting: NS 35/7,5, NS 35/15, color: gray

Your advantages

- Tool-free wiring in a confined space thanks to compact size
- High contact quality thanks to push-in technology as a replacement for Wire-Wrap®, TERMI-POINT®, etc.
- Individual color assignment of cable and terminal point to ensure error-free, safe operation
- Color configuration according to VDE 0815
- The 2.3 mm test pick-off enables testing between the conductors with commercially available test probes

Commercial data

Item number	3270230
Packing unit	10 pc
Minimum order quantity	10 pc
Sales key	*****
Product key	BE6211
Catalog page	Page 50 (C-1-2019)
GTIN	4055626243238
Weight per piece (including packing)	37.04 g
Weight per piece (excluding packing)	37 g
Customs tariff number	85369010
Country of origin	PL

3270230

<https://www.phoenixcontact.com/sg/products/3270230>

Technical data

Product properties

Product type	Marshalling terminal
Number of positions	2
Number of connections	32
Number of rows	8
Potentials	8

Data management status

Article revision	02
------------------	----

Insulation characteristics

Overvoltage category	III
----------------------	-----

Electrical properties

Rated surge voltage	4 kV
Maximum power dissipation for nominal condition	0.56 W

Connection data

Number of connections per level	4
Nominal cross section	1.5 mm ²

1st, 2nd, 3rd, 4th, 5th, 6th, 7th and 8th level

Stripping length	8 mm ... 10 mm
Connection in acc. with standard	IEC 60947-7-1
Conductor cross section rigid	0.14 mm ² ... 2.5 mm ²
Cross section AWG	26 ... 14 (converted acc. to IEC)
Conductor cross section flexible	0.14 mm ² ... 1.5 mm ²
Conductor cross section, flexible [AWG]	26 ... 16 (converted acc. to IEC)
Conductor cross-section flexible (ferrule without plastic sleeve)	0.14 mm ² ... 1.5 mm ²
Flexible conductor cross section (ferrule with plastic sleeve)	0.14 mm ² ... 1.5 mm ²
Nominal current	8 A
Maximum load current	8 A (with 1.5 mm ² conductor cross section)
Nominal voltage	250 V
Nominal cross section	1.5 mm ²

1st, 2nd, 3rd, 4th, 5th, 6th, 7th and 8th level Connection cross sections directly pluggable

Conductor cross section rigid	0.34 mm ² ... 2.5 mm ²
Conductor cross section, rigid [AWG]	20 ... 14 (converted acc. to IEC)
Conductor cross-section flexible (ferrule without plastic sleeve)	0.34 mm ² ... 1.5 mm ²
Flexible conductor cross section (ferrule with plastic sleeve)	0.34 mm ² ... 1.5 mm ²

Dimensions

Width	8.3 mm
-------	--------

PTRV 8 /VDE 0815 - Marshalling panel



3270230

<https://www.phoenixcontact.com/sg/products/3270230>

Height	100 mm
Depth on NS 35/7,5	87.5 mm
Depth on NS 35/15	95 mm

Material specifications

Color	gray (RAL 7042)
Flammability rating according to UL 94	V0
Insulating material group	I
Insulating material	PA
Static insulating material application in cold	-60 °C
Temperature index of insulation material (DIN EN 60216-1 (VDE 0304-21))	125 °C
Relative insulation material temperature index (Elec., UL 746 B)	130 °C
Fire protection for rail vehicles (DIN EN 45545-2) R22	HL 1 - HL 3
Fire protection for rail vehicles (DIN EN 45545-2) R23	HL 1 - HL 3
Fire protection for rail vehicles (DIN EN 45545-2) R24	HL 1 - HL 3
Fire protection for rail vehicles (DIN EN 45545-2) R26	HL 1 - HL 3
Calorimetric heat release NFPA 130 (ASTM E 1354)	27,5 MJ/kg
Surface flammability NFPA 130 (ASTM E 162)	passed
Specific optical density of smoke NFPA 130 (ASTM E 662)	passed
Smoke gas toxicity NFPA 130 (SMP 800C)	passed

Mechanical properties

Mechanical data

Open side panel	Yes
-----------------	-----

Environmental and real-life conditions

Ambient conditions

Ambient temperature (operation)	-60 °C ... 105 °C (max. short-term operating temperature RTI Elec.)
Ambient temperature (storage/transport)	-25 °C ... 60 °C (for a short time, not exceeding 24 h, -60 °C to +70 °C)
Ambient temperature (assembly)	-5 °C ... 70 °C
Ambient temperature (actuation)	-5 °C ... 70 °C ()
Permissible humidity (storage/transport)	30 % ... 70 %

Standards and regulations

Connection in acc. with standard	IEC 60947-7-1
----------------------------------	---------------

Mounting

Mounting type	NS 35/7,5
	NS 35/15

PTRV 8 /VDE 0815 - Marshalling panel

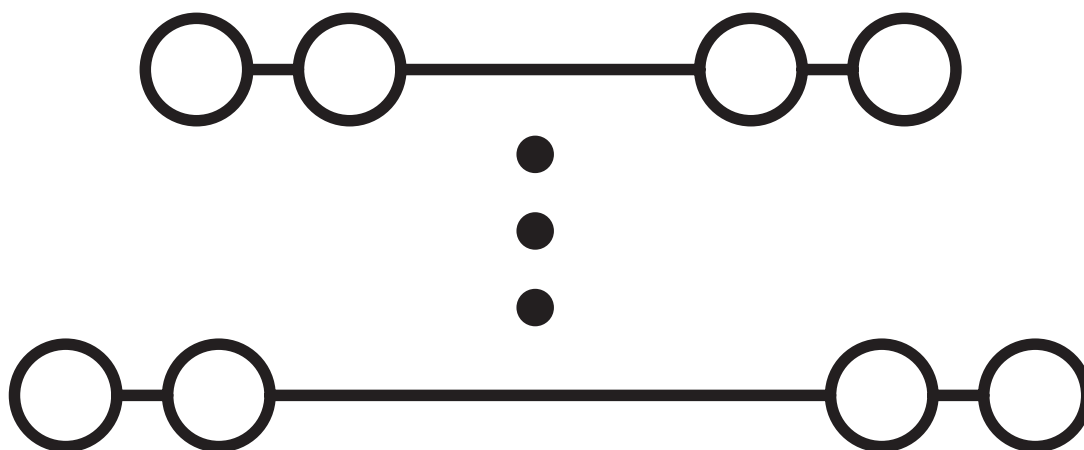


3270230

<https://www.phoenixcontact.com/sg/products/3270230>

Drawings

Circuit diagram



PTRV 8 /VDE 0815 - Marshalling panel





3270230


<https://www.phoenixcontact.com/sg/products/3270230>


Approvals

To download certificates, visit the product detail page: <https://www.phoenixcontact.com/sg/products/3270230>


 CSA Approval ID: 2030668				
	Nominal voltage U_N	Nominal current I_N	Cross section AWG	Cross section mm^2
Use group B	300 V	10 A	26 - 14	-
Use group D	300 V	10 A	26 - 14	-

 EAC Approval ID: RU C-DE.BL08.B.00682				
---	--	--	--	--

 cULus Recognized Approval ID: E60425				
--	--	--	--	--

 cULus Recognized Approval ID: E60425				
--	--	--	--	--

DNV Approval ID: TAE000016Y				
---------------------------------------	--	--	--	--

 cULus Recognized Approval ID: E60425				
--	--	--	--	--

PTRV 8 /VDE 0815 - Marshalling panel



3270230

<https://www.phoenixcontact.com/sg/products/3270230>

Classifications

ECLASS

ECLASS-11.0	27141120
ECLASS-13.0	27250105

ETIM

ETIM 9.0	EC000897
----------	----------

UNSPSC

UNSPSC 21.0	39121400
-------------	----------

PTRV 8 /VDE 0815 - Marshalling panel



3270230

<https://www.phoenixcontact.com/sg/products/3270230>

Environmental product compliance

EU RoHS

Fulfills EU RoHS substance requirements	Yes, No exemptions
---	--------------------

China RoHS

Environment friendly use period (EFUP)	EFUP-E
	No hazardous substances above the limits

EU REACH SVHC

REACH candidate substance (CAS No.)	No substance above 0.1 wt%
-------------------------------------	----------------------------

Phoenix Contact 2024 © - all rights reserved
<https://www.phoenixcontact.com>

PHOENIX CONTACT SEA Pte. Ltd.
105 Eunos Avenue 3, #04-00
Singapore 409836
+65 6228 4900
marketing@phoenixcontact.com.sg