


RSC 6 - Bolt connection terminal block



3075870

<https://www.phoenixcontact.com/sg/products/3075870>

Please be informed that the data shown in this PDF document is generated from our online catalog. Please find the complete data in the user documentation. Our general terms of use for downloads are valid.



Feed-through terminal block with bolt connection method, cross section: 2.5 - 35 mm², AWG: 12 - 2, width 17 mm, color: gray

Your advantages

- Easy grouping of flange terminal blocks
- Flange terminal blocks for direct mounting in control boxes

Commercial data

Item number	3075870
Packing unit	40 pc
Minimum order quantity	40 pc
Sales key	*****
Product key	BE1511
Catalog page	Page 572 (C-1-2019)
GTIN	4046356532839
Weight per piece (including packing)	37.913 g
Weight per piece (excluding packing)	37.913 g
Customs tariff number	85369010
Country of origin	IN

RSC 6 - Bolt connection terminal block



3075870

<https://www.phoenixcontact.com/sg/products/3075870>

Technical data

Product properties

Product type	Bolt connection terminal block
Product family	RSC
Pitch	17 mm
Number of connections	2
Number of rows	1
Potentials	1

Insulation characteristics

Overvoltage category	III
Degree of pollution	3

Electrical properties

Rated surge voltage	8 kV
Maximum power dissipation for nominal condition	4.06 W

Connection data

Number of connections per level	2
Nominal cross section	35 mm ²

1 level

Stripping length	The stripping length depends on the specification provided by the cable lug manufacturer.
Connection in acc. with standard	IEC 60947-7-1
Nominal current	125 A
Maximum load current	125 A (with 35 mm ² conductor cross section)
Nominal voltage	800 V
Nominal cross section	35 mm ²

Cable lug connection DIN 46234:1980-03

Connection in acc. with standard	DIN 46234:1980-03
Cross section	6 mm ² ... 35 mm ²
Cross section range AWG	10 ... 2 (converted acc. to IEC)
Hole diameter	6.5 mm
Width	15 mm
Bolt diameter	6 mm
Screw thread	M6
Tightening torque	3.2 ... 3.7 Nm
Connection in acc. with standard	DIN 46237:1970-07
Cross section	2.5 mm ² ... 6 mm ²
Cross section range AWG	14 ... 10 (converted acc. to IEC)
Hole diameter	6.5 mm
Width	11 mm

RSC 6 - Bolt connection terminal block



3075870

<https://www.phoenixcontact.com/sg/products/3075870>

Bolt diameter	6 mm
Screw thread	M6
Tightening torque	3.2 ... 3.7 Nm
Identification color of ring cable lugs : blue	2.5 mm ²
Identification color of ring cable lugs : yellow	6 mm ²

Dimensions

Width	17 mm
End cover width	2.2 mm
Height	80.8 mm
Depth on NS 32	54.8 mm
Depth on NS 35/7,5	49.8 mm
Depth on NS 35/15	57.3 mm
Pitch	17 mm

Material specifications

Color	gray (RAL 7042)
Flammability rating according to UL 94	V0
Insulating material group	I
Insulating material	PA
Static insulating material application in cold	-60 °C
Temperature index of insulation material (DIN EN 60216-1 (VDE 0304-21))	130 °C
Relative insulation material temperature index (Elec., UL 746 B)	130 °C
Fire protection for rail vehicles (DIN EN 45545-2) R22	HL 1 - HL 3
Fire protection for rail vehicles (DIN EN 45545-2) R23	HL 1 - HL 3
Fire protection for rail vehicles (DIN EN 45545-2) R24	HL 1 - HL 3
Fire protection for rail vehicles (DIN EN 45545-2) R26	HL 1 - HL 3
Calorimetric heat release NFPA 130 (ASTM E 1354)	28 MJ/kg
Surface flammability NFPA 130 (ASTM E 162)	passed
Specific optical density of smoke NFPA 130 (ASTM E 662)	passed
Smoke gas toxicity NFPA 130 (SMP 800C)	passed

Electrical tests

Surge voltage test

Test voltage setpoint	9.8 kV
Result	Test passed

Temperature-rise test

Requirement temperature-rise test	Increase in temperature ≤ 45 K
Result	Test passed
Short-time withstand current 35 mm ²	4.2 kA
Result	Test passed

Power-frequency withstand voltage

RSC 6 - Bolt connection terminal block



3075870

<https://www.phoenixcontact.com/sg/products/3075870>

Test voltage setpoint	2 kV
Result	Test passed

Mechanical properties

Mechanical data

Open side panel	No
-----------------	----

Mechanical tests

Mechanical strength

Result	Test passed
--------	-------------

Attachment on the carrier

DIN rail/fixing support	NS 32/NS 35
Test force setpoint	10 N
Result	Test passed

Environmental and real-life conditions

Needle-flame test

Time of exposure	30 s
Result	Test passed

Oscillation/broadband noise

Specification	DIN EN 50155 (VDE 0115-200):2008-03
Spectrum	Service life test category 1, class B, body mounted
Frequency	$f_1 = 5 \text{ Hz}$ to $f_2 = 150 \text{ Hz}$
ASD level	$1.857 \text{ (m/s}^2\text{)}^2\text{/Hz}$
Acceleration	0.8g
Test duration per axis	5 h
Test directions	X-, Y- and Z-axis
Result	Test passed

Shocks

Specification	DIN EN 50155 (VDE 0115-200):2008-03
Pulse shape	Half-sine
Acceleration	5g
Shock duration	30 ms
Number of shocks per direction	3
Test directions	X-, Y- and Z-axis (pos. and neg.)
Result	Test passed

Ambient conditions

Ambient temperature (operation)	-60 °C ... 110 °C (Operating temperature range incl. self-heating; for max. short-term operating temperature, see RTI Elec.)
Ambient temperature (storage/transport)	-25 °C ... 60 °C (for a short time, not exceeding 24 h, -60 °C to +70 °C)

RSC 6 - Bolt connection terminal block



3075870

<https://www.phoenixcontact.com/sg/products/3075870>

Ambient temperature (assembly)	-5 °C ... 70 °C
Ambient temperature (actuation)	-5 °C ... 70 °C
Permissible humidity (operation)	20 % ... 90 %
Permissible humidity (storage/transport)	30 % ... 70 %

Standards and regulations

Connection in acc. with standard	IEC 60947-7-1
----------------------------------	---------------

Mounting

Mounting type	NS 35/7,5
	NS 35/15
	NS 32

RSC 6 - Bolt connection terminal block



3075870

<https://www.phoenixcontact.com/sg/products/3075870>

Drawings

Circuit diagram



RSC 6 - Bolt connection terminal block





3075870


<https://www.phoenixcontact.com/sg/products/3075870>


Approvals

To download certificates, visit the product detail page: <https://www.phoenixcontact.com/sg/products/3075870>

 CSA Approval ID: 13631				
	Nominal voltage U_N	Nominal current I_N	Cross section AWG	Cross section mm^2
Use group B				
	600 V	115 A	12 - 2	-
Use group C				
	600 V	115 A	12 - 2	-

 UL Recognized Approval ID: FILE E 60425				
	Nominal voltage U_N	Nominal current I_N	Cross section AWG	Cross section mm^2
Use group B				
	600 V	115 A	-	-
Use group C				
	600 V	115 A	-	-

 EAC Approval ID: RU C-DE.A*30.B.01742				
---	--	--	--	--

 EAC Approval ID: EACKZ 08593				
--	--	--	--	--

RSC 6 - Bolt connection terminal block



3075870

<https://www.phoenixcontact.com/sg/products/3075870>

Classifications

ECLASS

ECLASS-11.0	27141120
ECLASS-13.0	27250101

ETIM

ETIM 9.0	EC000897
----------	----------

UNSPSC

UNSPSC 21.0	39121400
-------------	----------

RSC 6 - Bolt connection terminal block



3075870

<https://www.phoenixcontact.com/sg/products/3075870>

Environmental product compliance

EU RoHS

Fulfills EU RoHS substance requirements	Yes, No exemptions
---	--------------------

China RoHS

Environment friendly use period (EFUP)	EFUP-E
	No hazardous substances above the limits

EU REACH SVHC

REACH candidate substance (CAS No.)	No substance above 0.1 wt%
-------------------------------------	----------------------------

Phoenix Contact 2025 © - all rights reserved
<https://www.phoenixcontact.com>

PHOENIX CONTACT SEA Pte. Ltd.
105 Eunos Avenue 3, #04-00
Singapore 409836
+65 6228 4900
marketing@phoenixcontact.com.sg