


ST 10 BU - Feed-through terminal block



3036123

<https://www.phoenixcontact.com/sg/products/3036123>

Please be informed that the data shown in this PDF document is generated from our online catalog. Please find the complete data in the user documentation. Our general terms of use for downloads are valid.



Feed-through terminal block, nom. voltage: 1000 V, nominal current: 57 A, number of connections: 2, connection method: Spring-cage connection, 1 level, Rated cross section: 10 mm², cross section: 0.2 mm² - 16 mm², mounting type: NS 35/7,5, NS 35/15, color: blue

Your advantages

- The flexible options for reducing bridging in the CLIPLINE complete system can be found in "Accessories for the CLIPLINE complete modular terminal block system"
- The double bridge shaft not only enables individual chain bridging, but also reducing bridging to spring-cage terminal blocks with smaller cross sections
- Tested for railway applications

Commercial data

Item number	3036123
Packing unit	50 pc
Minimum order quantity	50 pc
Sales key	0160*
Product key	BE2111
Catalog page	Page 243 (C-1-2019)
GTIN	4017918819071
Weight per piece (including packing)	25.35 g
Weight per piece (excluding packing)	23.7 g
Customs tariff number	85369010
Country of origin	PL

ST 10 BU - Feed-through terminal block



3036123

<https://www.phoenixcontact.com/sg/products/3036123>

Technical data

Product properties

Product type	Feed-through terminal block
Area of application	Railway industry
	Machine building
	Plant engineering
	Process industry
Number of connections	2
Number of rows	1
Potentials	1

Insulation characteristics

Overvoltage category	III
Degree of pollution	3

Electrical properties

Rated surge voltage	8 kV
Maximum power dissipation for nominal condition	1.82 W

Connection data

Number of connections per level	2
Nominal cross section	10 mm ²

1 level

Stripping length	18 mm
Internal cylindrical gage	A6
Connection in acc. with standard	IEC 60947-7-1
Conductor cross section rigid	0.2 mm ² ... 16 mm ²
Cross section AWG	24 ... 6 (converted acc. to IEC)
Conductor cross section flexible	0.2 mm ² ... 10 mm ²
Conductor cross section, flexible [AWG]	24 ... 8 (converted acc. to IEC)
Conductor cross-section flexible (ferrule without plastic sleeve)	0.25 mm ² ... 10 mm ²
Flexible conductor cross section (ferrule with plastic sleeve)	0.25 mm ² ... 10 mm ²
2 conductors with the same cross section, flexible, with TWIN ferrule with plastic sleeve	1.5 mm ² ... 2.5 mm ²
Nominal current	57 A
Maximum load current	65 A (with 16 mm ² conductor cross section)
Nominal voltage	1000 V
Nominal cross section	10 mm ²

Ex data

Rated data (ATEX/IECEx)

Identification	⊕ II 2 GD Ex eb IIC Gb
----------------	------------------------

ST 10 BU - Feed-through terminal block



3036123

<https://www.phoenixcontact.com/sg/products/3036123>

Operating temperature range	-60 °C ... 85 °C
Ex-certified accessories	3036644 D-ST 10
	1206612 SZF 3-1,0X5,5
	3022276 CLIPFIX 35-5
	3022218 CLIPFIX 35
List of bridges	Plug-in bridge / FBS 2-10 / 3005947
	Plug-in bridge / FBS 5-10 / 3005948
Bridge data	53.5 A / 10 mm ²
Ex temperature increase	40 K (56.6 A / 10 mm ²)
Rated voltage	550 V
for bridging with bridge	550 V
Rated insulation voltage	500 V
output	(Permanent)

Ex level General

Rated current	51 A
Maximum load current	59.5 A
Contact resistance	0.4 mΩ

Ex connection data General

Nominal cross section	10 mm ²
Rated cross section AWG	8
Connection capacity rigid	1.5 mm ² ... 16 mm ²
Connection capacity AWG	16 ... 6
Connection capacity flexible	1.5 mm ² ... 10 mm ²
Connection capacity AWG	16 ... 8

Dimensions

Width	10.2 mm
End cover width	2.2 mm
Height	71.5 mm
Depth on NS 35/7,5	50.3 mm
Depth on NS 35/15	57.8 mm

Material specifications

Color	blue (RAL 5015)
Flammability rating according to UL 94	V0
Insulating material group	I
Insulating material	PA
Static insulating material application in cold	-60 °C
Temperature index of insulation material (DIN EN 60216-1 (VDE 0304-21))	125 °C
Relative insulation material temperature index (Elec., UL 746 B)	130 °C
Fire protection for rail vehicles (DIN EN 45545-2) R22	HL 1 - HL 3
Fire protection for rail vehicles (DIN EN 45545-2) R23	HL 1 - HL 3

ST 10 BU - Feed-through terminal block



3036123

<https://www.phoenixcontact.com/sg/products/3036123>

Fire protection for rail vehicles (DIN EN 45545-2) R24	HL 1 - HL 3
Fire protection for rail vehicles (DIN EN 45545-2) R26	HL 1 - HL 3
Calorimetric heat release NFPA 130 (ASTM E 1354)	27,5 MJ/kg
Surface flammability NFPA 130 (ASTM E 162)	passed
Specific optical density of smoke NFPA 130 (ASTM E 662)	passed
Smoke gas toxicity NFPA 130 (SMP 800C)	passed

Mechanical properties

Mechanical data

Open side panel	Yes
-----------------	-----

Environmental and real-life conditions

Ambient conditions

Ambient temperature (operation)	-60 °C ... 110 °C (Operating temperature range incl. self-heating; for max. short-term operating temperature, see RTI Elec.)
Ambient temperature (storage/transport)	-25 °C ... 60 °C (for a short time, not exceeding 24 h, -60 °C to +70 °C)
Ambient temperature (assembly)	-5 °C ... 70 °C
Ambient temperature (actuation)	-5 °C ... 70 °C
Permissible humidity (operation)	20 % ... 90 %
Permissible humidity (storage/transport)	30 % ... 70 %

Standards and regulations

Connection in acc. with standard	IEC 60947-7-1
----------------------------------	---------------

Mounting

Mounting type	NS 35/7,5
	NS 35/15

ST 10 BU - Feed-through terminal block

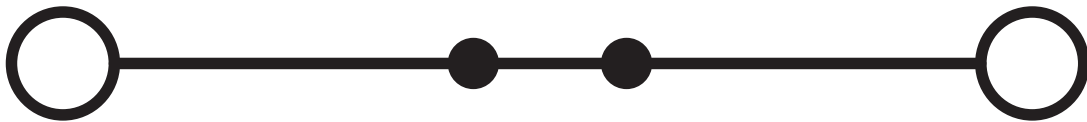
3036123

<https://www.phoenixcontact.com/sg/products/3036123>



Drawings

Circuit diagram



ST 10 BU - Feed-through terminal block





3036123


<https://www.phoenixcontact.com/sg/products/3036123>


Approvals


To download certificates, visit the product detail page: <https://www.phoenixcontact.com/sg/products/3036123>


 CSA Approval ID: 13631				
	Nominal voltage U_N	Nominal current I_N	Cross section AWG	Cross section mm^2
Use group B	600 V	65 A	16 - 6	-
Use group C	600 V	65 A	16 - 6	-

 IECEE CB Scheme Approval ID: DE1-62906				
--	--	--	--	--

 KR Approval ID: HMB17372-EL002				
--	--	--	--	--

 NK Approval ID: 09 ME 140				
---	--	--	--	--

 VDE report with production monitoring Approval ID: 40009039				
	Nominal voltage U_N	Nominal current I_N	Cross section AWG	Cross section mm^2
	1000 V	57 A	-	1.5 - 10

 cULus Recognized Approval ID: E60425				
	Nominal voltage U_N	Nominal current I_N	Cross section AWG	Cross section mm^2
Use group B	600 V	65 A	16 - 6	-
Use group C	600 V	65 A	16 - 6	-
Use group F	1000 V	65 A	16 - 6	-

DNV Approval ID: TAE00001CS				
---------------------------------------	--	--	--	--

ST 10 BU - Feed-through terminal block



3036123

<https://www.phoenixcontact.com/sg/products/3036123>



ATEX

Approval ID: KEMA01ATEX2260U



IECEx

Approval ID: IECEx KEM 06.0033U



CCC

Approval ID: 2020322313000621



UKCA-EX

Approval ID: DEKRA 21UKEX0303U

ST 10 BU - Feed-through terminal block



3036123

<https://www.phoenixcontact.com/sg/products/3036123>

Classifications

ECLASS

ECLASS-11.0	27141120
ECLASS-13.0	27250101

ETIM

ETIM 9.0	EC000897
----------	----------

UNSPSC

UNSPSC 21.0	39121400
-------------	----------

ST 10 BU - Feed-through terminal block



3036123

<https://www.phoenixcontact.com/sg/products/3036123>

Environmental product compliance

EU RoHS

Fulfills EU RoHS substance requirements	Yes, No exemptions
---	--------------------

China RoHS

Environment friendly use period (EFUP)	EFUP-E
	No hazardous substances above the limits

EU REACH SVHC

REACH candidate substance (CAS No.)	No substance above 0.1 wt%
-------------------------------------	----------------------------

Phoenix Contact 2025 © - all rights reserved
<https://www.phoenixcontact.com>

PHOENIX CONTACT SEA Pte. Ltd.
105 Eunos Avenue 3, #04-00
Singapore 409836
+65 6228 4900
marketing@phoenixcontact.com.sg