

# ST 10-PE - Ground terminal



3036136

<https://www.phoenixcontact.com/sg/products/3036136>

Please be informed that the data shown in this PDF document is generated from our online catalog. Please find the complete data in the user documentation. Our general terms of use for downloads are valid.



Ground terminal, number of connections: 2, number of positions: 1, connection method: Spring-cage connection, 1 level, Rated cross section: 10 mm<sup>2</sup>, cross section: 0.2 mm<sup>2</sup> - 16 mm<sup>2</sup>, mounting type: NS 35/7,5, NS 35/15, color: green-yellow

## Your advantages

- Tested for railway applications

## Commercial data

Item number	3036136
Packing unit	50 pc
Minimum order quantity	50 pc
Sales key	0160*
Product key	BE2121
Catalog page	Page 243 (C-1-2019)
GTIN	4017918819095
Weight per piece (including packing)	33.874 g
Weight per piece (excluding packing)	33.874 g
Customs tariff number	85369010
Country of origin	PL

# ST 10-PE - Ground terminal



3036136

<https://www.phoenixcontact.com/sg/products/3036136>

## Technical data

### Product properties

Product type	Ground terminal block
Area of application	Railway industry
	Machine building
	Plant engineering
	Process industry
Number of positions	1
Number of connections	2
Number of rows	1

### Insulation characteristics

Overvoltage category	III
Degree of pollution	3

### Electrical properties

Rated surge voltage	8 kV
Maximum power dissipation for nominal condition	1.82 W

### Connection data

Number of connections per level	2
Nominal cross section	10 mm <sup>2</sup>

#### 1 level

Note	Please observe the current carrying capacity of the DIN rails.
Stripping length	18 mm
Internal cylindrical gage	A6
Connection in acc. with standard	IEC 60947-7-2
Conductor cross section rigid	0.2 mm <sup>2</sup> ... 16 mm <sup>2</sup>
Cross section AWG	24 ... 6 (converted acc. to IEC)
Conductor cross section flexible	0.2 mm <sup>2</sup> ... 10 mm <sup>2</sup>
Conductor cross section, flexible [AWG]	24 ... 8 (converted acc. to IEC)
Conductor cross-section flexible (ferrule without plastic sleeve)	0.25 mm <sup>2</sup> ... 10 mm <sup>2</sup>
Flexible conductor cross section (ferrule with plastic sleeve)	0.25 mm <sup>2</sup> ... 10 mm <sup>2</sup>
Nominal cross section	10 mm <sup>2</sup>

### Ex data

#### Rated data (ATEX/IECEx)

Identification	Ⓔ II 2 GD Ex eb IIC Gb
Operating temperature range	-60 °C ... 85 °C
Ex-certified accessories	3036644 D-ST 10
	1206612 SZF 3-1,0X5,5
	3022276 CLIPFIX 35-5

# ST 10-PE - Ground terminal



3036136

<https://www.phoenixcontact.com/sg/products/3036136>

	3022218 CLIPFIX 35
output	(Permanent)

## Ex connection data General

Nominal cross section	10 mm <sup>2</sup>
Rated cross section AWG	8
Connection capacity rigid	1.5 mm <sup>2</sup> ... 16 mm <sup>2</sup>
Connection capacity AWG	16 ... 6
Connection capacity flexible	1.5 mm <sup>2</sup> ... 10 mm <sup>2</sup>
Connection capacity AWG	16 ... 8

## Dimensions

Width	10.2 mm
End cover width	2.2 mm
Height	71.5 mm
Depth on NS 35/7,5	50.3 mm
Depth on NS 35/15	57.8 mm

## Material specifications

Color	green-yellow
Flammability rating according to UL 94	V0
Insulating material group	I
Insulating material	PA
Static insulating material application in cold	-60 °C
Temperature index of insulation material (DIN EN 60216-1 (VDE 0304-21))	125 °C
Relative insulation material temperature index (Elec., UL 746 B)	130 °C
Fire protection for rail vehicles (DIN EN 45545-2) R22	HL 1 - HL 3
Fire protection for rail vehicles (DIN EN 45545-2) R23	HL 1 - HL 3
Fire protection for rail vehicles (DIN EN 45545-2) R24	HL 1 - HL 3
Fire protection for rail vehicles (DIN EN 45545-2) R26	HL 1 - HL 3
Calorimetric heat release NFPA 130 (ASTM E 1354)	27,5 MJ/kg
Surface flammability NFPA 130 (ASTM E 162)	passed
Specific optical density of smoke NFPA 130 (ASTM E 662)	passed
Smoke gas toxicity NFPA 130 (SMP 800C)	passed

## Mechanical properties

### Mechanical data

Open side panel	Yes
-----------------	-----

## Environmental and real-life conditions

### Oscillation/broadband noise

Specification	DIN EN 50155 (VDE 0115-200):2018-05
Spectrum	Service life test category 2, bogie-mounted

# ST 10-PE - Ground terminal



3036136

<https://www.phoenixcontact.com/sg/products/3036136>

Frequency	$f_1 = 5 \text{ Hz}$ to $f_2 = 250 \text{ Hz}$
ASD level	6.12 (m/s <sup>2</sup> ) <sup>2</sup> /Hz
Acceleration	3.12g
Test duration per axis	5 h
Test directions	X-, Y- and Z-axis
Result	Test passed

## Shocks

Specification	DIN EN 50155 (VDE 0115-200):2018-05
Pulse shape	Half-sine
Acceleration	30g
Shock duration	18 ms
Number of shocks per direction	3
Test directions	X-, Y- and Z-axis (pos. and neg.)
Result	Test passed

## Ambient conditions

Ambient temperature (operation)	-60 °C ... 110 °C (Operating temperature range incl. self-heating; for max. short-term operating temperature, see RTI Elec.)
Ambient temperature (storage/transport)	-25 °C ... 60 °C (for a short time, not exceeding 24 h, -60 °C to +70 °C)
Ambient temperature (assembly)	-5 °C ... 70 °C
Ambient temperature (actuation)	-5 °C ... 70 °C
Permissible humidity (operation)	20 % ... 90 %
Permissible humidity (storage/transport)	30 % ... 70 %

## Standards and regulations

Connection in acc. with standard	IEC 60947-7-2
----------------------------------	---------------

## Mounting

Mounting type	NS 35/7,5
	NS 35/15

# ST 10-PE - Ground terminal

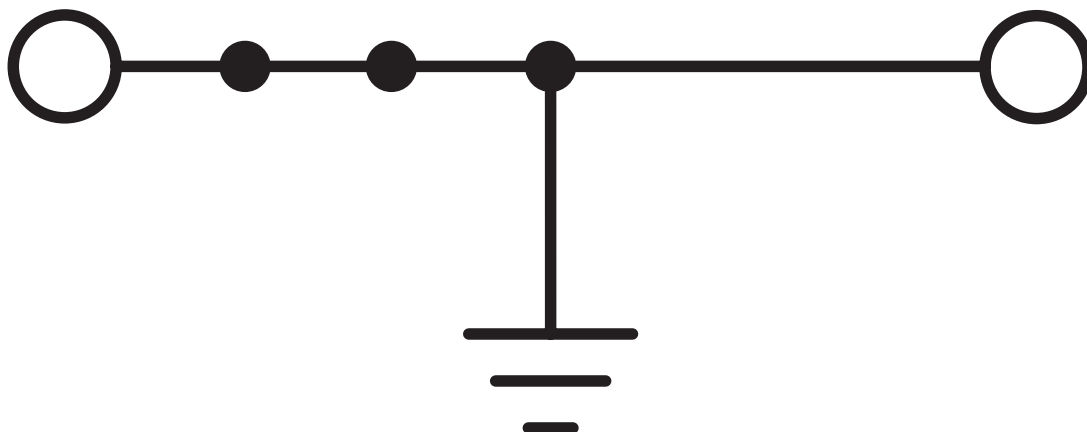
3036136

<https://www.phoenixcontact.com/sg/products/3036136>



## Drawings

Circuit diagram



# ST 10-PE - Ground terminal




3036136


<https://www.phoenixcontact.com/sg/products/3036136>


## Approvals

To download certificates, visit the product detail page: <https://www.phoenixcontact.com/sg/products/3036136>


 <b>CSA</b> Approval ID: 13631				
	Nominal voltage $U_N$	Nominal current $I_N$	Cross section AWG	Cross section $mm^2$
Use group B	-	-	16 - 6	-
Use group C	-	-	16 - 6	-
Use group D	-	-	16 - 6	-

 <b>IECEE CB Scheme</b> Approval ID: DE1-62971_M1				
---	--	--	--	--

 <b>KR</b> Approval ID: HMB17372-EL002				
--	--	--	--	--

 <b>NK</b> Approval ID: 09 ME 140				
---	--	--	--	--

 <b>VDE approval of drawings</b> Approval ID: 40010331				
	Nominal voltage $U_N$	Nominal current $I_N$	Cross section AWG	Cross section $mm^2$
	-	57 A	-	1.5 - 10

 <b>cULus Recognized</b> Approval ID: E60425				
	Nominal voltage $U_N$	Nominal current $I_N$	Cross section AWG	Cross section $mm^2$
Use group B	-	-	16 - 6	-
Use group C	-	-	16 - 6	-
Use group F	-	-	16 - 6	-

<b>DNV</b> Approval ID: TAE00001CS				
---------------------------------------	--	--	--	--

# ST 10-PE - Ground terminal



3036136

<https://www.phoenixcontact.com/sg/products/3036136>



**ATEX**

Approval ID: KEMA01ATEX2260U



**IECEx**

Approval ID: IECEx KEM 06.0033U



**CCC**

Approval ID: 2020322313000621



**UKCA-EX**

Approval ID: DEKRA 21UKEX0303U

# ST 10-PE - Ground terminal



3036136

<https://www.phoenixcontact.com/sg/products/3036136>

## Classifications

### ECLASS

ECLASS-11.0	27141141
ECLASS-13.0	27250103

### ETIM

ETIM 9.0	EC000901
----------	----------

### UNSPSC

UNSPSC 21.0	39121400
-------------	----------



# ST 10-PE - Ground terminal



3036136

<https://www.phoenixcontact.com/sg/products/3036136>

## Environmental product compliance

### EU RoHS

Fulfills EU RoHS substance requirements	Yes, No exemptions
---	--------------------

### China RoHS

Environment friendly use period (EFUP)	EFUP-E
	No hazardous substances above the limits

### EU REACH SVHC

REACH candidate substance (CAS No.)	No substance above 0.1 wt%
-------------------------------------	----------------------------

### EF3.0 Climate Change

CO2e kg	0.228 kg CO2e
---------	---------------

Phoenix Contact 2025 © - all rights reserved  
<https://www.phoenixcontact.com>

PHOENIX CONTACT SEA Pte. Ltd.  
105 Eunos Avenue 3, #04-00  
Singapore 409836  
+65 6228 4900  
[marketing@phoenixcontact.com.sg](mailto:marketing@phoenixcontact.com.sg)