

PT 6 BU - Feed-through terminal block



3211819

<https://www.phoenixcontact.com/sg/products/3211819>

Please be informed that the data shown in this PDF document is generated from our online catalog. Please find the complete data in the user documentation. Our general terms of use for downloads are valid.



Feed-through terminal block, nom. voltage: 1000 V, nominal current: 41 A, number of connections: 2, number of positions: 1, connection method: Push-in connection, Rated cross section: 6 mm², cross section: 0.5 mm² - 10 mm², mounting type: NS 35/7,5, NS 35/15, color: blue

Your advantages

- The Push-in connection terminal blocks are characterized by the system features of the CLIPLINE complete system and by easy and tool-free wiring of conductors with ferrules or solid conductors
- In addition to the testing option in the double function shaft, all terminal blocks provide an additional test pick-off
- The compact design and front connection enable wiring in a confined space
- Tested for railway applications

Commercial data

Item number	3211819
Packing unit	50 pc
Minimum order quantity	50 pc
Sales key	*****
Product key	BE2211
Catalog page	Page 111 (C-1-2019)
GTIN	4046356494663
Weight per piece (including packing)	14.914 g
Weight per piece (excluding packing)	13.825 g
Customs tariff number	85369010
Country of origin	CN

PT 6 BU - Feed-through terminal block



3211819

<https://www.phoenixcontact.com/sg/products/3211819>

Technical data

Product properties

Product type	Feed-through terminal block
Area of application	Railway industry
	Machine building
	Plant engineering
Number of positions	1
Number of connections	2
Number of rows	1
Potentials	1

Insulation characteristics

Overvoltage category	III
Degree of pollution	3

Electrical properties

Rated surge voltage	8 kV
Maximum power dissipation for nominal condition	1.31 W

Connection data

Number of connections per level	2
Nominal cross section	6 mm ²
Stripping length	10 mm ... 12 mm
Internal cylindrical gage	A5
Connection in acc. with standard	IEC 60947-7-1
Conductor cross section rigid	0.5 mm ² ... 10 mm ²
Cross section AWG	20 ... 8 (converted acc. to IEC)
Conductor cross section flexible	0.5 mm ² ... 10 mm ²
Conductor cross section, flexible [AWG]	20 ... 8 (converted acc. to IEC)
Conductor cross-section flexible (ferrule without plastic sleeve)	0.5 mm ² ... 6 mm ²
Flexible conductor cross section (ferrule with plastic sleeve)	0.5 mm ² ... 6 mm ²
2 conductors with the same cross section, flexible, with TWIN ferrule with plastic sleeve	0.5 mm ² ... 2.5 mm ² When using TWIN ferrules, we recommend a minimum ferrule length of 13 mm.
Nominal current	41 A
Maximum load current	52 A (with 10 mm ² conductor cross section, rigid)
Nominal voltage	1000 V
Nominal cross section	6 mm ²

Connection cross sections directly pluggable

Conductor cross section rigid	1 mm ² ... 10 mm ²
Conductor cross-section flexible (ferrule without plastic sleeve)	1 mm ² ... 6 mm ²
Flexible conductor cross section (ferrule with plastic sleeve)	1 mm ² ... 6 mm ²

Ex data

PT 6 BU - Feed-through terminal block



3211819

<https://www.phoenixcontact.com/sg/products/3211819>

Rated data (ATEX/IECEX)

Identification	⊕ II 2 GD Ex eb IIC Gb
Operating temperature range (1)	-60 °C ... 85 °C
Operating temperature range (2)	-40 °C ... 110 °C
Ex-certified accessories	3212044 D-PT 6 3024481 ATP-ST 6 1204520 SZF 2-0,8X4,0 3022276 CLIPFIX 35-5 3022218 CLIPFIX 35
List of bridges	Plug-in bridge / FBS 2-8 / 3030284 Plug-in bridge / FBS 3-8 / 3030297 Plug-in bridge / FBS 4-8 / 3030307 Plug-in bridge / FBS 5-8 / 3030310 Plug-in bridge / FBS 6-8 / 3032470 Plug-in bridge / FBS 10-8 / 3030323
Bridge data	35 A / 6 mm ²
Ex temperature increase	40 K (36.5 A/6 mm ²)
Rated voltage	550 V
for bridging with bridge	550 V
- At bridging between non-adjacent terminal blocks	275 V
- At bridging between non-adjacent terminal blocks via PE terminal block	275 V
- At cut-to-length bridging	220 V
- At cut-to-length bridging with cover	275 V
- At cut-to-length bridging with partition plate	550 V
Rated insulation voltage	500 V
output	(Permanent)

Ex level General

Rated current	36.5 A
Maximum load current	46 A
Contact resistance	0.48 mΩ

Ex connection data General

Nominal cross section	6 mm ²
Rated cross section AWG	10
Connection capacity rigid	0.5 mm ² ... 10 mm ²
Connection capacity AWG	20 ... 8
Connection capacity flexible	0.5 mm ² ... 6 mm ²
Connection capacity AWG	20 ... 10

Dimensions

Width	8.2 mm
End cover width	2.2 mm
Height	57.7 mm

PT 6 BU - Feed-through terminal block



3211819

<https://www.phoenixcontact.com/sg/products/3211819>

Depth	42.2 mm
Depth on NS 35/7,5	43.5 mm
Depth on NS 35/15	51 mm

Material specifications

Color	blue (RAL 5015)
Flammability rating according to UL 94	V0
Insulating material group	I
Insulating material	PA
Static insulating material application in cold	-60 °C
Temperature index of insulation material (DIN EN 60216-1 (VDE 0304-21))	125 °C
Relative insulation material temperature index (Elec., UL 746 B)	130 °C
Fire protection for rail vehicles (DIN EN 45545-2) R22	HL 1 - HL 3
Fire protection for rail vehicles (DIN EN 45545-2) R23	HL 1 - HL 3
Fire protection for rail vehicles (DIN EN 45545-2) R24	HL 1 - HL 3
Fire protection for rail vehicles (DIN EN 45545-2) R26	HL 1 - HL 3
Calorimetric heat release NFPA 130 (ASTM E 1354)	27,5 MJ/kg
Surface flammability NFPA 130 (ASTM E 162)	passed
Specific optical density of smoke NFPA 130 (ASTM E 662)	passed
Smoke gas toxicity NFPA 130 (SMP 800C)	passed

Electrical tests

Surge voltage test

Test voltage setpoint	9.8 kV
Result	Test passed

Temperature-rise test

Requirement temperature-rise test	Increase in temperature \leq 45 K
Result	Test passed
Short-time withstand current 6 mm ²	0.72 kA
Result	Test passed

Power-frequency withstand voltage

Test voltage setpoint	2.2 kV
Result	Test passed

Mechanical properties

Mechanical data

Open side panel	Yes
-----------------	-----

Mechanical tests

Mechanical strength

Result	Test passed
--------	-------------

PT 6 BU - Feed-through terminal block



3211819

<https://www.phoenixcontact.com/sg/products/3211819>

Attachment on the carrier

DIN rail/fixing support	NS 35
Test force setpoint	5 N
Result	Test passed

Test for conductor damage and slackening

Rotation speed	10 rpm
Revolutions	135
Conductor cross section/weight	0.5 mm ² / 0.3 kg
	6 mm ² / 1.4 kg
	10 mm ² / 2 kg
Result	Test passed

Environmental and real-life conditions

Aging

Temperature cycles	192
Result	Test passed

Needle-flame test

Time of exposure	30 s
Result	Test passed

Oscillation/broadband noise

Specification	DIN EN 50155 (VDE 0115-200):2008-03
Spectrum	Service life test category 2, bogie-mounted
Frequency	$f_1 = 5 \text{ Hz}$ to $f_2 = 250 \text{ Hz}$
ASD level	6.12 (m/s ²) ² /Hz
Acceleration	3.12g
Test duration per axis	5 h
Test directions	X-, Y- and Z-axis
Result	Test passed

Shocks

Specification	DIN EN 50155 (VDE 0115-200):2008-03
Pulse shape	Half-sine
Acceleration	30g
Shock duration	18 ms
Number of shocks per direction	3
Test directions	X-, Y- and Z-axis (pos. and neg.)
Result	Test passed

Ambient conditions

Ambient temperature (operation)	-60 °C ... 110 °C (Operating temperature range incl. self-heating; for max. short-term operating temperature, see RTI Elec.)
Ambient temperature (storage/transport)	-25 °C ... 60 °C (for a short time, not exceeding 24 h, -60 °C to +70 °C)

PT 6 BU - Feed-through terminal block



3211819

<https://www.phoenixcontact.com/sg/products/3211819>

Ambient temperature (assembly)	-5 °C ... 70 °C
Ambient temperature (actuation)	-5 °C ... 70 °C
Permissible humidity (operation)	20 % ... 90 %
Permissible humidity (storage/transport)	30 % ... 70 %

Standards and regulations

Connection in acc. with standard	IEC 60947-7-1
----------------------------------	---------------

Mounting

Mounting type	NS 35/7,5
	NS 35/15

PT 6 BU - Feed-through terminal block



3211819

<https://www.phoenixcontact.com/sg/products/3211819>

Drawings

Circuit diagram



PT 6 BU - Feed-through terminal block




3211819


<https://www.phoenixcontact.com/sg/products/3211819>


Approvals

To download certificates, visit the product detail page: <https://www.phoenixcontact.com/sg/products/3211819>


 CSA Approval ID: 2030668				
	Nominal voltage U_N	Nominal current I_N	Cross section AWG	Cross section mm^2
Use group B	600 V	40 A	20 - 8	-
Use group C	600 V	40 A	20 - 8	-
Use group D	600 V	5 A	20 - 8	-


 IECEE CB Scheme Approval ID: DE1-64280				
--	--	--	--	--

 EAC Approval ID: RU C-DE.BL08.B.00644				
---	--	--	--	--

 cULus Recognized Approval ID: E60425				
	Nominal voltage U_N	Nominal current I_N	Cross section AWG	Cross section mm^2
Use group B	600 V	40 A	20 - 8	-
Use group C	600 V	40 A	20 - 8	-
Use group F	1000 V	40 A	20 - 8	-

 LR Approval ID: LR2371832TA				
---	--	--	--	--

 NK Approval ID: 22ME0007				
--	--	--	--	--

 VDE approval of drawings Approval ID: 40035239				
	Nominal voltage U_N	Nominal current I_N	Cross section AWG	Cross section mm^2
Only flexible conductors	1000 V	41 A	-	0.5 - 6

PT 6 BU - Feed-through terminal block



3211819

<https://www.phoenixcontact.com/sg/products/3211819>

Only rigid conductors	1000 V	41 A	-	0.5 - 10
-----------------------	--------	------	---	----------



PRC

Approval ID: TE/2107/880590/21

ABS

Approval ID: 21-2192245-PDA

DNV

Approval ID: TAE000010T



cUL Recognized

Approval ID: E192998

	Nominal voltage U_N	Nominal current I_N	Cross section AWG	Cross section mm^2
	550 V	40 A	20 - 8	-



EAC Ex

Approval ID: RU C-DE.AB72.B.02351



IECEX

Approval ID: IECEX SEV13.0005U



UL Recognized

Approval ID: E192998

	Nominal voltage U_N	Nominal current I_N	Cross section AWG	Cross section mm^2
	550 V	40 A	20 - 8	-



ATEX

Approval ID: SEV13ATEX0159U



CCC

Approval ID: 2020322313000631

cULus Recognized

PT 6 BU - Feed-through terminal block



3211819

<https://www.phoenixcontact.com/sg/products/3211819>

Classifications

ECLASS

ECLASS-11.0	27141120
ECLASS-13.0	27250101

ETIM

ETIM 9.0	EC000897
----------	----------

UNSPSC

UNSPSC 21.0	39121400
-------------	----------

PT 6 BU - Feed-through terminal block



3211819

<https://www.phoenixcontact.com/sg/products/3211819>

Environmental product compliance

EU RoHS

Fulfills EU RoHS substance requirements	Yes, No exemptions
---	--------------------

China RoHS

Environment friendly use period (EFUP)	EFUP-E
	No hazardous substances above the limits

EU REACH SVHC

REACH candidate substance (CAS No.)	No substance above 0.1 wt%
-------------------------------------	----------------------------

Phoenix Contact 2025 © - all rights reserved
<https://www.phoenixcontact.com>

PHOENIX CONTACT SEA Pte. Ltd.
105 Eunos Avenue 3, #04-00
Singapore 409836
+65 6228 4900
marketing@phoenixcontact.com.sg