

UK 2,5 N BU - Feed-through terminal block



3003350

<https://www.phoenixcontact.com/sg/products/3003350>

Please be informed that the data shown in this PDF document is generated from our online catalog. Please find the complete data in the user documentation. Our general terms of use for downloads are valid.



Feed-through terminal block, nom. voltage: 800 V, nominal current: 24 A, number of connections: 2, connection method: Screw connection, Rated cross section: 2.5 mm², cross section: 0.2 mm² - 4 mm², mounting type: NS 35/7,5, NS 35/15, NS 32, color: blue

Your advantages

- Universal foot which can be used on NS 35... and NS 32... DIN rails
- The UK universal screw terminal block series has the typical features which are decisive for practical applications
- Potential distribution via fixed bridges in the terminal center or insertion bridges in the clamping space

Commercial data

Item number	3003350
Packing unit	50 pc
Minimum order quantity	50 pc
Sales key	0100*
Product key	BE1211
Catalog page	Page 459 (C-1-2019)
GTIN	4017918099282
Weight per piece (including packing)	6.359 g
Weight per piece (excluding packing)	5.955 g
Customs tariff number	85369010
Country of origin	IN

UK 2,5 N BU - Feed-through terminal block



3003350

<https://www.phoenixcontact.com/sg/products/3003350>

Technical data

Product properties

Product type	Feed-through terminal block
Number of connections	2
Number of rows	1
Potentials	1

Insulation characteristics

Overvoltage category	III
Degree of pollution	3

Electrical properties

Rated surge voltage	8 kV
Maximum power dissipation for nominal condition	0.77 W

Connection data

Number of connections per level	2
Nominal cross section	2.5 mm ²

Level 1 above 1 below 1

Screw thread	M3
Tightening torque	0.6 ... 0.8 Nm
Stripping length	7 mm
Internal cylindrical gage	A3
Connection in acc. with standard	IEC 60947-7-1
Conductor cross section rigid	0.2 mm ² ... 4 mm ²
Cross section AWG	24 ... 12 (converted acc. to IEC)
Conductor cross section flexible	0.2 mm ² ... 2.5 mm ²
Conductor cross section, flexible [AWG]	24 ... 14 (converted acc. to IEC)
Conductor cross-section flexible (ferrule without plastic sleeve)	0.25 mm ² ... 2.5 mm ²
Flexible conductor cross section (ferrule with plastic sleeve)	0.25 mm ² ... 1.5 mm ²
Cross-section with insertion bridge, rigid	2.5 mm ²
Cross-section with insertion bridge, flexible	2.5 mm ²
2 conductors with same cross section, solid	0.2 mm ² ... 1 mm ²
2 conductors with same cross section, flexible	0.2 mm ² ... 1 mm ²
2 conductors with same cross section, flexible, with ferrule without plastic sleeve	0.25 mm ² ... 1 mm ²
2 conductors with the same cross section, flexible, with TWIN ferrule with plastic sleeve	0.5 mm ² ... 1.5 mm ²
Nominal current	24 A
Maximum load current	24 A (with a 2.5 mm ² conductor cross section)
Nominal voltage	800 V
Nominal cross section	2.5 mm ²

UK 2,5 N BU - Feed-through terminal block



3003350

<https://www.phoenixcontact.com/sg/products/3003350>

Ex data

Rated data (ATEX/IECEX)

Identification	Ⓜ II 2 G Ex eb IIC Gb
Operating temperature range	-60 °C ... 105 °C
Ex-certified accessories	3001022 D-UK 2,5
	3003020 D-UK 4/10
	1212587 SF-SL 0,6X3,5-100 S-VDE
	1201442 E/UK
List of bridges	Fixed bridge / FBR 2-5-EX / 0716129
	Fixed bridge / FBR 10-5-EX / 2303226
	Fixed bridge / FBR 80-5-EX / 3000942
Bridge data	20 A / 2.5 mm ²
Ex temperature increase	40 K (20.5 A / 2.5 mm ²)
	40 K (25.5 A / 4 mm ²)
Rated voltage	550 V
for bridging with bridge	550 V
- At bridging between non-adjacent terminal blocks	176 V
Rated insulation voltage	500 V
output	(Permanent)

Ex level General

Rated current	20.5 A (2.5 mm ²)
Maximum load current	25.5 A (4 mm ²)
Contact resistance	0.34 mΩ

Ex connection data General

Torque range	0.6 Nm ... 0.8 Nm
Nominal cross section	2.5 mm ²
Rated cross section AWG	14
Connection capacity rigid	0.2 mm ² ... 4 mm ²
Connection capacity AWG	24 ... 12
Connection capacity flexible	0.2 mm ² ... 2.5 mm ²
Connection capacity AWG	24 ... 14
2 conductors with same cross section, solid	0.2 mm ² ... 1 mm ²
2 conductors with the same cross-section AWG rigid	24 ... 18
2 conductors with same cross section, stranded	0.2 mm ² ... 1 mm ²
2 conductors with the same cross-section AWG flexible	24 ... 18

Dimensions

Width	5.2 mm
End cover width	1.5 mm
Height	42.5 mm
Depth on NS 32	47 mm
Depth on NS 35/7,5	42 mm

UK 2,5 N BU - Feed-through terminal block



3003350

<https://www.phoenixcontact.com/sg/products/3003350>

Depth on NS 35/15	49.5 mm
-------------------	---------

Material specifications

Color	blue (RAL 5015)
Flammability rating according to UL 94	V2
Insulating material group	I
Insulating material	PA
Temperature index of insulation material (DIN EN 60216-1 (VDE 0304-21))	125 °C
Relative insulation material temperature index (Elec., UL 746 B)	125 °C

Electrical tests

Surge voltage test

Test voltage setpoint	9.8 kV
Result	Test passed

Temperature-rise test

Requirement temperature-rise test	Increase in temperature ≤ 45 K
Result	Test passed
Short-time withstand current 2.5 mm ²	0.3 kA
Short-time withstand current 4 mm ²	0.48 kA
Result	Test passed

Power-frequency withstand voltage

Test voltage setpoint	2 kV
Result	Test passed

Mechanical properties

Mechanical data

Open side panel	Yes
-----------------	-----

Mechanical tests

Mechanical strength

Result	Test passed
--------	-------------

Attachment on the carrier

DIN rail/fixing support	NS 32/NS 35
Test force setpoint	1 N
Result	Test passed

Test for conductor damage and slackening

Rotation speed	10 rpm
Revolutions	135
Conductor cross section/weight	0.2 mm ² / 0.2 kg
	2.5 mm ² / 0.7 kg

UK 2,5 N BU - Feed-through terminal block



3003350

<https://www.phoenixcontact.com/sg/products/3003350>

	4 mm ² / 0.9 kg
Result	Test passed

Environmental and real-life conditions

Needle-flame test

Time of exposure	30 s
Result	Test passed

Ambient conditions

Ambient temperature (operation)	-60 °C ... 110 °C (Operating temperature range incl. self-heating; for max. short-term operating temperature, see RTI Elec.)
Ambient temperature (storage/transport)	-25 °C ... 60 °C (for a short time, not exceeding 24 h, -60 °C to +70 °C)
Ambient temperature (assembly)	-5 °C ... 70 °C
Ambient temperature (actuation)	-5 °C ... 70 °C
Permissible humidity (operation)	20 % ... 90 %
Permissible humidity (storage/transport)	30 % ... 70 %

Standards and regulations

Connection in acc. with standard	IEC 60947-7-1
----------------------------------	---------------

Mounting

Mounting type	NS 35/7,5
	NS 35/15
	NS 32

UK 2,5 N BU - Feed-through terminal block

3003350

<https://www.phoenixcontact.com/sg/products/3003350>



Drawings

Circuit diagram



UK 2,5 N BU - Feed-through terminal block



3003350

<https://www.phoenixcontact.com/sg/products/3003350>

Approvals

To download certificates, visit the product detail page: <https://www.phoenixcontact.com/sg/products/3003350>

DNV Approval ID: TAE00001CT				
---------------------------------------	--	--	--	--

CSA Approval ID: 13631				
	Nominal voltage U_N	Nominal current I_N	Cross section AWG	Cross section mm^2
	300 V	20 A	28 - 12	-

IECEE CB Scheme Approval ID: NL-83812				
	Nominal voltage U_N	Nominal current I_N	Cross section AWG	Cross section mm^2
	800 V	24 A	-	0.2 - 2.5

cULus Recognized Approval ID: E60425				
	Nominal voltage U_N	Nominal current I_N	Cross section AWG	Cross section mm^2
Use group B	300 V	20 A	30 - 12	-
Use group C	300 V	20 A	30 - 12	-
Use group D	600 V	5 A	30 - 12	-

CCA Approval ID: NTR-NL 3067				
	Nominal voltage U_N	Nominal current I_N	Cross section AWG	Cross section mm^2
	800 V	-	-	- 2.5

KEMA-KEUR Approval ID: 71-125614				
	Nominal voltage U_N	Nominal current I_N	Cross section AWG	Cross section mm^2
	800 V	24 A	-	0.2 - 2.5


BV Approval ID: 07774/E0 BV				
---------------------------------------	--	--	--	--


UK 2,5 N BU - Feed-through terminal block





3003350


<https://www.phoenixcontact.com/sg/products/3003350>


 cUL Recognized Approval ID: E192998				
	Nominal voltage U_N	Nominal current I_N	Cross section AWG	Cross section mm^2
	300 V	20 A	30 - 12	-

 IECEX Approval ID: IECEX PTB 19.0039U				
---	--	--	--	--

 UL Recognized Approval ID: E192998				
	Nominal voltage U_N	Nominal current I_N	Cross section AWG	Cross section mm^2
	300 V	20 A	30 - 12	-

 ATEX Approval ID: PTB19ATEX1014U				
---	--	--	--	--

 CCC Approval ID: 2020322313000623				
---	--	--	--	--

 DNV GL-EX Approval ID: TAE00003K6				
	Nominal voltage U_N	Nominal current I_N	Cross section AWG	Cross section mm^2
EEx e II part certificate	440 V	32 A	-	- 2.5

cULus Recognized				
-------------------------	--	--	--	--

UK 2,5 N BU - Feed-through terminal block



3003350

<https://www.phoenixcontact.com/sg/products/3003350>

Classifications

ECLASS

ECLASS-11.0	27141120
ECLASS-13.0	27250101

ETIM

ETIM 9.0	EC000897
----------	----------

UNSPSC

UNSPSC 21.0	39121400
-------------	----------

UK 2,5 N BU - Feed-through terminal block



3003350

<https://www.phoenixcontact.com/sg/products/3003350>

Environmental product compliance

EU RoHS

Fulfills EU RoHS substance requirements	Yes
Exemption	6(c)

China RoHS

Environment friendly use period (EFUP)	EFUP-50
	An article-related China RoHS declaration table can be found in the download area for the respective article under "Manufacturer declaration". For all articles with EFUP-E, no China RoHS declaration table issued and required.

EU REACH SVHC

REACH candidate substance (CAS No.)	Lead(CAS: 7439-92-1)
-------------------------------------	----------------------

Phoenix Contact 2025 © - all rights reserved
<https://www.phoenixcontact.com>

PHOENIX CONTACT SEA Pte. Ltd.
105 Eunos Avenue 3, #04-00
Singapore 409836
+65 6228 4900
marketing@phoenixcontact.com.sg