

# MPTD 2,5-NS 35 BU - Mini feed-through terminal block



1429439

<https://www.phoenixcontact.com/sg/products/1429439>

Please be informed that the data shown in this PDF document is generated from our online catalog. Please find the complete data in the user documentation. Our general terms of use for downloads are valid.



Mini feed-through terminal block, nom. voltage: 800 V, nominal current: 24 A, number of connections: 4, number of positions: 1, connection method: Push-in connection, Rated cross section: 2.5 mm<sup>2</sup>, cross section: 0.14 mm<sup>2</sup> - 4 mm<sup>2</sup>, mounting type: NS 35/7,5, NS 35/15, color: blue

## Your advantages

- Significant space savings with the compact design
- Increased flexibility with single function shafts
- Clear arrangement with marking grooves on each individual terminal point
- Time-saving conductor connection with tool-free and maintenance-free Push-in connection technology
- Testing options for all common test probes

## Commercial data

Item number	1429439
Packing unit	50 pc
Minimum order quantity	50 pc
Sales key	*****
Product key	BE2263
GTIN	4063151795467
Weight per piece (including packing)	10.63 g
Weight per piece (excluding packing)	10.63 g
Customs tariff number	85369010
Country of origin	CN

1429439

<https://www.phoenixcontact.com/sg/products/1429439>

## Technical data

### Notes

Note on application	Modular
---------------------	---------

### Product properties

Product type	Miniature terminal block
Number of positions	1
Number of connections	4
Number of rows	1

### Insulation characteristics

Overvoltage category	III
Degree of pollution	3

### Electrical properties

Rated surge voltage	8 kV
Maximum power dissipation for nominal condition	0.77 W

### Connection data

Number of connections per level	4
Nominal cross section	2.5 mm <sup>2</sup>
Stripping length	8 mm ... 10 mm
Internal cylindrical gage	A3 B3
Connection in acc. with standard	IEC 60947-7-1
Conductor cross section rigid	0.14 mm <sup>2</sup> ... 4 mm <sup>2</sup>
Cross section AWG	26 ... 12 (converted acc. to IEC)
Conductor cross section flexible	0.14 mm <sup>2</sup> ... 4 mm <sup>2</sup>
Conductor cross section, flexible [AWG]	26 ... 12 (converted acc. to IEC)
Conductor cross-section flexible (ferrule without plastic sleeve)	0.14 mm <sup>2</sup> ... 2.5 mm <sup>2</sup>
Flexible conductor cross section (ferrule with plastic sleeve)	0.14 mm <sup>2</sup> ... 2.5 mm <sup>2</sup>
2 conductors with the same cross section, flexible, with TWIN ferrule with plastic sleeve	0.5 mm <sup>2</sup>
Nominal current	24 A
Maximum load current	30 A (with 4 mm <sup>2</sup> conductor cross-section)
Nominal voltage	800 V
Nominal cross section	2.5 mm <sup>2</sup>

### Connection cross sections directly pluggable

Conductor cross section rigid	0.34 mm <sup>2</sup> ... 4 mm <sup>2</sup>
Conductor cross-section flexible (ferrule without plastic sleeve)	0.34 mm <sup>2</sup> ... 2.5 mm <sup>2</sup>
Flexible conductor cross section (ferrule with plastic sleeve)	0.34 mm <sup>2</sup> ... 2.5 mm <sup>2</sup>

### Ex data

# MPTD 2,5-NS 35 BU - Mini feed-through terminal block



1429439

<https://www.phoenixcontact.com/sg/products/1429439>

## Rated data (ATEX/IECEX)

Identification	⊕ II 2 GD Ex eb IIC Gb
Operating temperature range	-60 °C ... 110 °C
Ex-certified accessories	1075386 D-MPT 2,5-L
	3249019 D-MPT 2,5-RZ
	1204517 SZF 1-0,6X3,5
	3022218 CLIPFIX 35
List of bridges	Plug-in bridge / FBS 2-5 / 3030161
	Plug-in bridge / FBS 3-5 / 3030174
	Plug-in bridge / FBS 4-5 / 3030187
	Plug-in bridge / FBS 5-5 / 3030190
	Plug-in bridge / FBS 10-5 / 3030213
	Plug-in bridge / FBS 20-5 / 3030226
	Plug-in bridge / FBS 50-5 / 3038930
Bridge data	23 A / 2.5 mm <sup>2</sup>
Ex temperature increase	40 K (23 A / 2.5 mm <sup>2</sup> )
Rated voltage	550 V
for bridging with bridge	550 V
- At bridging between non-adjacent terminal blocks	352 V
- At cut-to-length bridging	150 V
- At cut-to-length bridging with cover	150 V
Rated insulation voltage	500 V
output	(Permanent)

## Ex level General

Rated current	23 A
Maximum load current	29 A
Contact resistance	1.33 mΩ

## Ex connection data General

Nominal cross section	2.5 mm <sup>2</sup>
Rated cross section AWG	14
Connection capacity rigid	0.14 mm <sup>2</sup> ... 4 mm <sup>2</sup>
Connection capacity AWG	26 ... 12
Connection capacity flexible	0.14 mm <sup>2</sup> ... 4 mm <sup>2</sup>
Connection capacity AWG	26 ... 12

## Dimensions

Width	10.3 mm
Height	43.5 mm
Depth	33.3 mm

## Material specifications

Color	blue (RAL 5015)
Flammability rating according to UL 94	V0

# MPTD 2,5-NS 35 BU - Mini feed-through terminal block



1429439

<https://www.phoenixcontact.com/sg/products/1429439>

Insulating material group	I
Insulating material	PA
Static insulating material application in cold	-60 °C
Relative insulation material temperature index (Elec., UL 746 B)	130 °C
Fire protection for rail vehicles (DIN EN 45545-2) R22	HL 1 - HL 3
Fire protection for rail vehicles (DIN EN 45545-2) R23	HL 1 - HL 3
Fire protection for rail vehicles (DIN EN 45545-2) R24	HL 1 - HL 3
Fire protection for rail vehicles (DIN EN 45545-2) R26	HL 1 - HL 3
Surface flammability NFPA 130 (ASTM E 162)	passed
Specific optical density of smoke NFPA 130 (ASTM E 662)	passed
Smoke gas toxicity NFPA 130 (SMP 800C)	passed

## Electrical tests

### Surge voltage test

Test voltage setpoint	9.8 kV
Result	Test passed

### Temperature-rise test

Requirement temperature-rise test	Increase in temperature $\leq$ 45 K
Result	Test passed
Short-time withstand current 2.5 mm <sup>2</sup>	0.3 kA
Result	Test passed

### Power-frequency withstand voltage

Test voltage setpoint	2 kV
Result	Test passed

## Mechanical properties

### Mechanical data

Open side panel	Yes
-----------------	-----

## Mechanical tests

### Mechanical strength

Result	Test passed
--------	-------------

### Attachment on the carrier

Result	Test passed
--------	-------------

### Test for conductor damage and slackening

Rotation speed	10 (+/- 2) rpm
Revolutions	135
Conductor cross section/weight	0.14 mm <sup>2</sup> / 0.2 kg
	2.5 mm <sup>2</sup> / 0.7 kg
	4 mm <sup>2</sup> / 0.9 kg
Result	Test passed

## Environmental and real-life conditions

### Aging

Temperature cycles	192
Result	Test passed

### Needle-flame test

Time of exposure	30 s
Result	Test passed

### Oscillation/broadband noise

Specification	DIN EN 50155 (VDE 0115-200):2022-06
Spectrum	Service life test category 2, bogie-mounted
Frequency	$f_1 = 5 \text{ Hz}$ to $f_2 = 250 \text{ Hz}$
ASD level	$6.12 \text{ (m/s}^2\text{)}^2\text{/Hz}$
Acceleration	3.12g
Test duration per axis	5 h
Test directions	X-, Y- and Z-axis
Result	Test passed

### Shocks

Pulse shape	Half-sine
Acceleration	30g
Shock duration	18 ms
Number of shocks per direction	3
Test directions	X-, Y- and Z-axis (pos. and neg.)
Result	Test passed

### Ambient conditions

Ambient temperature (operation)	-60 °C ... 110 °C (Operating temperature range incl. self-heating; for max. short-term operating temperature, see RTI Elec.)
Ambient temperature (storage/transport)	-25 °C ... 60 °C (for a short time, not exceeding 24 h, -60 °C to +70 °C)
Ambient temperature (assembly)	-5 °C ... 70 °C
Ambient temperature (actuation)	-5 °C ... 70 °C
Permissible humidity (operation)	20 % ... 90 %
Permissible humidity (storage/transport)	30 % ... 70 %

## Standards and regulations

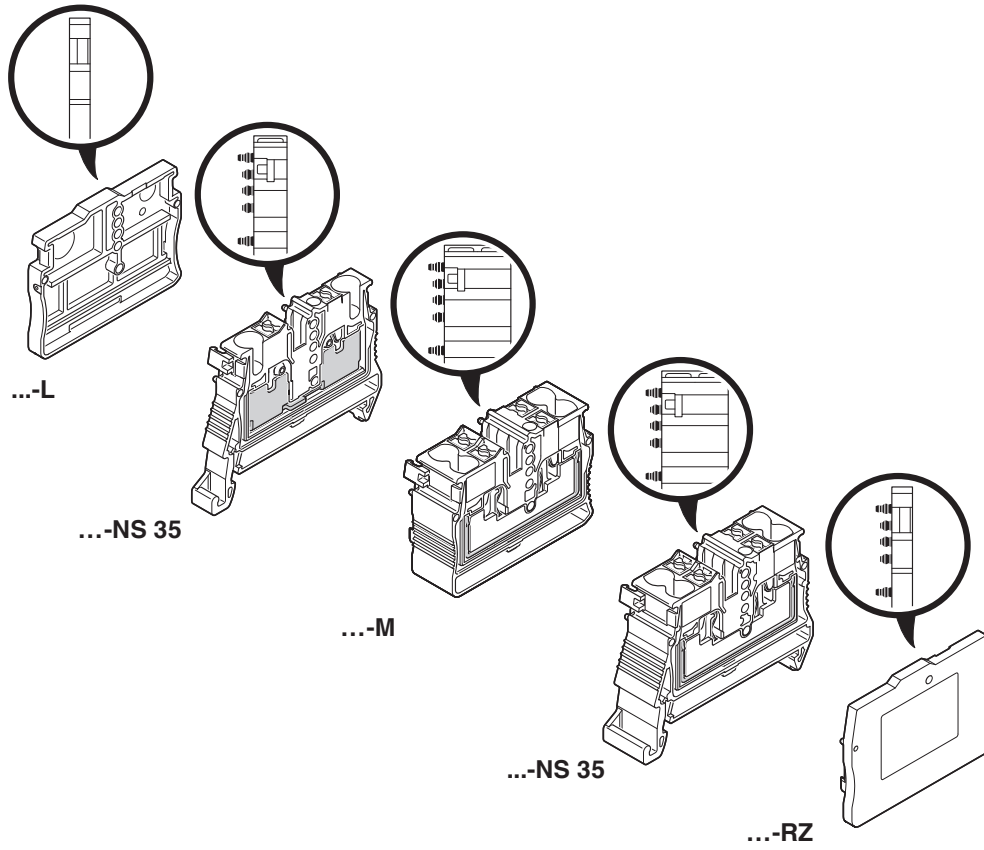
Connection in acc. with standard	IEC 60947-7-1
----------------------------------	---------------

## Mounting

Mounting type	NS 35/7,5
	NS 35/15

## Drawings

Schematic diagram




# MPTD 2,5-NS 35 BU - Mini feed-through terminal block



1429439

<https://www.phoenixcontact.com/sg/products/1429439>

Circuit diagram



# MPTD 2,5-NS 35 BU - Mini feed-through terminal block





1429439


<https://www.phoenixcontact.com/sg/products/1429439>


## Approvals


To download certificates, visit the product detail page: <https://www.phoenixcontact.com/sg/products/1429439>

 <b>CSA</b> Approval ID: 2030668				
	Nominal voltage $U_N$	Nominal current $I_N$	Cross section AWG	Cross section $mm^2$
Use group B	600 V	20 A	26 - 12	-
Use group C	600 V	20 A	26 - 12	-
Use group D	600 V	5 A	26 - 12	-

 <b>cULus Recognized</b> Approval ID: E60425				
	Nominal voltage $U_N$	Nominal current $I_N$	Cross section AWG	Cross section $mm^2$
Use group B	600 V	20 A	26 - 12	-
Use group C	600 V	20 A	26 - 12	-
Use group F	800 V	20 A	26 - 12	-
Use group D	600 V	5 A	26 - 12	-

 <b>DNV GL</b> Approval ID: TAE00004WC				
--	--	--	--	--

 <b>IECEx</b> Approval ID: IECEx SEV14.0010U				
	Nominal voltage $U_N$	Nominal current $I_N$	Cross section AWG	Cross section $mm^2$
Only flexible conductors	550 V	23 A	-	0.14 - 4
Only rigid conductors	550 V	23 A	-	0.14 - 4

 <b>ATEX</b> Approval ID: SEV14ATEX0140U				
	Nominal voltage $U_N$	Nominal current $I_N$	Cross section AWG	Cross section $mm^2$
Only flexible conductors	440 V	20.5 A	-	0.14 - 2.5
Only rigid conductors	550 V	23 A	-	0.14 - 4



# MPTD 2,5-NS 35 BU - Mini feed-through terminal block

1429439

<https://www.phoenixcontact.com/sg/products/1429439>



# MPTD 2,5-NS 35 BU - Mini feed-through terminal block



1429439

<https://www.phoenixcontact.com/sg/products/1429439>

## Classifications

### ECLASS

ECLASS-13.0

27250101

### ETIM

ETIM 9.0

EC000897

### UNSPSC

UNSPSC 21.0

39121400

# MPTD 2,5-NS 35 BU - Mini feed-through terminal block



1429439

<https://www.phoenixcontact.com/sg/products/1429439>

## Environmental product compliance

### EU RoHS

Fulfills EU RoHS substance requirements	Yes, No exemptions
---	--------------------

### China RoHS

Environment friendly use period (EFUP)	EFUP-E
	No hazardous substances above the limits

### EU REACH SVHC

REACH candidate substance (CAS No.)	No substance above 0.1 wt%
-------------------------------------	----------------------------

Phoenix Contact 2025 © - all rights reserved  
<https://www.phoenixcontact.com>

PHOENIX CONTACT SEA Pte. Ltd.  
105 Eunos Avenue 3, #04-00  
Singapore 409836  
+65 6228 4900  
[marketing@phoenixcontact.com.sg](mailto:marketing@phoenixcontact.com.sg)