

# PT 1,5/S BK - Feed-through terminal block



3208128

<https://www.phoenixcontact.com/sg/products/3208128>

Please be informed that the data shown in this PDF document is generated from our online catalog. Please find the complete data in the user documentation. Our general terms of use for downloads are valid.



Feed-through terminal block, nom. voltage: 500 V, nominal current: 17.5 A, number of connections: 2, connection method: Push-in connection, 1 level, Rated cross section: 1.5 mm<sup>2</sup>, cross section: 0.14 mm<sup>2</sup> - 1.5 mm<sup>2</sup>, mounting type: NS 35/7,5, NS 35/15, color: black

## Your advantages

- The compact design and front connection enable wiring in a confined space
- In addition to the testing option in the double function shaft, all terminal blocks provide an additional test pick-off
- The Push-in connection terminal blocks are characterized by the system features of the CLIPLINE complete system and by easy and tool-free wiring of conductors with ferrules or solid conductors

## Commercial data

Item number	3208128
Packing unit	50 pc
Minimum order quantity	50 pc
Sales key	*****
Product key	BE2211
GTIN	4046356870030
Weight per piece (including packing)	3.63 g
Weight per piece (excluding packing)	3.286 g
Customs tariff number	85369010
Country of origin	DE

# PT 1,5/S BK - Feed-through terminal block



3208128

<https://www.phoenixcontact.com/sg/products/3208128>

## Technical data

### Product properties

Product type	Feed-through terminal block
Number of connections	2
Number of rows	1
Potentials	1

### Insulation characteristics

Overvoltage category	III
Degree of pollution	3

### Electrical properties

Rated surge voltage	6 kV
Maximum power dissipation for nominal condition	0.56 W

### Connection data

Number of connections per level	2
Nominal cross section	1.5 mm <sup>2</sup>

#### 1 level

Stripping length	8 mm
Internal cylindrical gage	A1 / B1
Connection in acc. with standard	IEC 60947-7-1
Conductor cross section rigid	0.14 mm <sup>2</sup> ... 1.5 mm <sup>2</sup>
Cross section AWG	26 ... 16 (converted acc. to IEC)
Conductor cross section flexible	0.14 mm <sup>2</sup> ... 1.5 mm <sup>2</sup>
Conductor cross section, flexible [AWG]	26 ... 16 (converted acc. to IEC)
Conductor cross-section flexible (ferrule without plastic sleeve)	0.14 mm <sup>2</sup> ... 1.5 mm <sup>2</sup>
Flexible conductor cross section (ferrule with plastic sleeve)	0.14 mm <sup>2</sup> ... 1 mm <sup>2</sup> Using the AI-S 1-8 TQ ferrule, Item No. 1200293, is recommended
Nominal current	17.5 A
Maximum load current	17.5 A
Nominal voltage	500 V
Nominal cross section	1.5 mm <sup>2</sup>

#### 1 level Connection cross sections directly pluggable

Conductor cross section rigid	0.25 mm <sup>2</sup> ... 1.5 mm <sup>2</sup>
Conductor cross-section flexible (ferrule without plastic sleeve)	0.34 mm <sup>2</sup> ... 1.5 mm <sup>2</sup>
Flexible conductor cross section (ferrule with plastic sleeve)	0.34 mm <sup>2</sup> ... 1 mm <sup>2</sup>

### Ex data

#### Rated data (ATEX/IECEx)

Identification	⊕ II 2 GD Ex eb IIC Gb
Operating temperature range (1)	-60 °C ... 85 °C

# PT 1,5/S BK - Feed-through terminal block



3208128

<https://www.phoenixcontact.com/sg/products/3208128>

Operating temperature range (2)	-40 °C ... 110 °C
Ex-certified accessories	3208142 D-PT 1,5/S
	3030721 ATP-ST 4
	1204504 SZF 0-0,4X2,5
	3022276 CLIPFIX 35-5
	3022218 CLIPFIX 35
List of bridges	Plug-in bridge / FBS 3-3,5 / 3213027
	Plug-in bridge / FBS 4-3,5 / 3213030
	Plug-in bridge / FBS 5-3,5 / 3213043
	Plug-in bridge / FBS 10-3,5 / 3213056
	Plug-in bridge / FBS 20-3,5 / 3213069
Bridge data	14.5 A / 1.5 mm <sup>2</sup>
Ex temperature increase	40 K (15 A / 1.5 mm <sup>2</sup> )
Rated voltage	352 V
for bridging with bridge	352 V
- At bridging between non-adjacent terminal blocks	220 V
- At bridging between non-adjacent terminal blocks via PE terminal block	220 V
- At cut-to-length bridging	166 V
- At cut-to-length bridging with cover	275 V
- At cut-to-length bridging with partition plate	352 V
Rated insulation voltage	320 V
output	(Permanent)

## Ex level General

Rated current	15 A
Maximum load current	15 A
Contact resistance	1.3 mΩ

## Ex connection data General

Nominal cross section	1.5 mm <sup>2</sup>
Rated cross section AWG	16
Connection capacity rigid	0.14 mm <sup>2</sup> ... 1.5 mm <sup>2</sup>
Connection capacity AWG	26 ... 16
Connection capacity flexible	0.14 mm <sup>2</sup> ... 1.5 mm <sup>2</sup>
Connection capacity AWG	26 ... 16

## Dimensions

Width	3.5 mm
End cover width	2.2 mm
Height	45 mm
Depth	30.5 mm
Depth on NS 35/7,5	32 mm
Depth on NS 35/15	39.5 mm

# PT 1,5/S BK - Feed-through terminal block



3208128

<https://www.phoenixcontact.com/sg/products/3208128>

## Material specifications

Color	black (RAL 9005)
Flammability rating according to UL 94	V0
Insulating material group	I
Insulating material	PA
Static insulating material application in cold	-60 °C
Temperature index of insulation material (DIN EN 60216-1 (VDE 0304-21))	130 °C
Relative insulation material temperature index (Elec., UL 746 B)	130 °C
Fire protection for rail vehicles (DIN EN 45545-2) R22	HL 1 - HL 3
Fire protection for rail vehicles (DIN EN 45545-2) R23	HL 1 - HL 3
Fire protection for rail vehicles (DIN EN 45545-2) R24	HL 1 - HL 3
Fire protection for rail vehicles (DIN EN 45545-2) R26	HL 1 - HL 3
Calorimetric heat release NFPA 130 (ASTM E 1354)	28 MJ/kg
Surface flammability NFPA 130 (ASTM E 162)	passed
Specific optical density of smoke NFPA 130 (ASTM E 662)	passed
Smoke gas toxicity NFPA 130 (SMP 800C)	passed

## Electrical tests

### Surge voltage test

Test voltage setpoint	7.3 kV
Result	Test passed

### Temperature-rise test

Requirement temperature-rise test	Increase in temperature $\leq$ 45 K
Result	Test passed
Short-time withstand current 1.5 mm <sup>2</sup>	0.18 kA
Result	Test passed

### Power-frequency withstand voltage

Test voltage setpoint	1.89 kV
Result	Test passed

## Mechanical properties

### Mechanical data

Open side panel	Yes
-----------------	-----

## Mechanical tests

### Mechanical strength

Result	Test passed
--------	-------------

### Attachment on the carrier

DIN rail/fixing support	NS 35
Test force setpoint	1 N

# PT 1,5/S BK - Feed-through terminal block



3208128

<https://www.phoenixcontact.com/sg/products/3208128>

Result	Test passed
Test for conductor damage and slacking	
Rotation speed	10 rpm
Revolutions	135
Conductor cross section/weight	0.14 mm <sup>2</sup> / 0.2 kg 1.5 mm <sup>2</sup> / 0.4 kg
Result	Test passed

## Environmental and real-life conditions

### Aging

Temperature cycles	192
Result	Test passed

### Needle-flame test

Time of exposure	30 s
Result	Test passed

### Oscillation/broadband noise

Specification	DIN EN 50155 (VDE 0115-200):2008-03
Spectrum	Service life test category 2, bogie-mounted
Frequency	$f_1 = 5 \text{ Hz}$ to $f_2 = 250 \text{ Hz}$
ASD level	6.12 (m/s <sup>2</sup> ) <sup>2</sup> /Hz
Acceleration	3.12g
Test duration per axis	5 h
Test directions	X-, Y- and Z-axis
Result	Test passed

### Shocks

Specification	DIN EN 50155 (VDE 0115-200):2008-03
Pulse shape	Half-sine
Acceleration	30g
Shock duration	18 ms
Number of shocks per direction	3
Test directions	X-, Y- and Z-axis (pos. and neg.)
Result	Test passed

### Ambient conditions

Ambient temperature (operation)	-60 °C ... 110 °C (Operating temperature range incl. self-heating; for max. short-term operating temperature, see RTI Elec.)
Ambient temperature (storage/transport)	-25 °C ... 60 °C (for a short time, not exceeding 24 h, -60 °C to +70 °C)
Ambient temperature (assembly)	-5 °C ... 70 °C
Ambient temperature (actuation)	-5 °C ... 70 °C
Permissible humidity (operation)	20 % ... 90 %
Permissible humidity (storage/transport)	30 % ... 70 %

# PT 1,5/S BK - Feed-through terminal block



3208128

<https://www.phoenixcontact.com/sg/products/3208128>

## Standards and regulations

Connection in acc. with standard	IEC 60947-7-1
----------------------------------	---------------

## Mounting

Mounting type	NS 35/7,5
	NS 35/15

# PT 1,5/S BK - Feed-through terminal block

3208128

<https://www.phoenixcontact.com/sg/products/3208128>



## Drawings

### Circuit diagram



# PT 1,5/S BK - Feed-through terminal block





3208128


<https://www.phoenixcontact.com/sg/products/3208128>


## Approvals

To download certificates, visit the product detail page: <https://www.phoenixcontact.com/sg/products/3208128>


 <b>CSA</b> Approval ID: 2030668				
	Nominal voltage $U_N$	Nominal current $I_N$	Cross section AWG	Cross section $\text{mm}^2$
Use group B	300 V	15 A	26 - 14	-
Use group C	300 V	15 A	26 - 14	-
Use group D	600 V	5 A	26 - 14	-

 <b>IECEE CB Scheme</b> Approval ID: DE1-62964				
	Nominal voltage $U_N$	Nominal current $I_N$	Cross section AWG	Cross section $\text{mm}^2$
	500 V	-	-	0.14 - 1.5

 <b>cULus Recognized</b> Approval ID: E60425				
	Nominal voltage $U_N$	Nominal current $I_N$	Cross section AWG	Cross section $\text{mm}^2$
Use group B	300 V	15 A	26 - 14	-
Use group C	300 V	15 A	26 - 14	-
Use group D	600 V	5 A	26 - 14	-

 <b>LR</b> Approval ID: LR2371832TA				
---	--	--	--	--

 <b>NK</b> Approval ID: 14ME0912				
--	--	--	--	--

 <b>BV</b> Approval ID: 39980/B0 BV				
---	--	--	--	--

 <b>VDE approval of drawings</b> Approval ID: 40039739				
--	--	--	--	--



# PT 1,5/S BK - Feed-through terminal block



3208128

<https://www.phoenixcontact.com/sg/products/3208128>

	Nominal voltage $U_N$	Nominal current $I_N$	Cross section AWG	Cross section $\text{mm}^2$
	500 V	17.5 A	-	0.14 - 1.5

## ABS

Approval ID: 21-2192245-PDA

## DNV

Approval ID: TAE000010T



## EAC Ex

Approval ID: RU C-DE.AB72.B.02351



## IECEX

Approval ID: IECEX SEV13.0005U



## ATEX

Approval ID: SEV13ATEX0159U



## CCC

Approval ID: 2020322313000631



## EAC Ex

Approval ID: KZ 7500525010101950

# PT 1,5/S BK - Feed-through terminal block



3208128

<https://www.phoenixcontact.com/sg/products/3208128>

## Classifications

### ECLASS

ECLASS-11.0	27141120
ECLASS-13.0	27250101

### ETIM

ETIM 9.0	EC000897
----------	----------

### UNSPSC

UNSPSC 21.0	39121400
-------------	----------

# PT 1,5/S BK - Feed-through terminal block



3208128

<https://www.phoenixcontact.com/sg/products/3208128>

## Environmental product compliance

### EU RoHS

Fulfills EU RoHS substance requirements	Yes, No exemptions
---	--------------------

### China RoHS

Environment friendly use period (EFUP)	EFUP-E
	No hazardous substances above the limits

### EU REACH SVHC

REACH candidate substance (CAS No.)	No substance above 0.1 wt%
-------------------------------------	----------------------------

Phoenix Contact 2025 © - all rights reserved  
<https://www.phoenixcontact.com>

PHOENIX CONTACT SEA Pte. Ltd.  
105 Eunos Avenue 3, #04-00  
Singapore 409836  
+65 6228 4900  
[marketing@phoenixcontact.com.sg](mailto:marketing@phoenixcontact.com.sg)