

# QTC 2,5 - Feed-through terminal block



3206416

<https://www.phoenixcontact.com/sg/products/3206416>

Please be informed that the data shown in this PDF document is generated from our online catalog. Please find the complete data in the user documentation. Our general terms of use for downloads are valid.



Feed-through terminal block, nom. voltage: 800 V, nominal current: 24 A, number of connections: 2, connection method: Quick connection, 1 level, Rated cross section: 2.5 mm<sup>2</sup>, cross section: 0.5 mm<sup>2</sup> - 2.5 mm<sup>2</sup>, mounting type: NS 35/7,5, NS 35/15, color: gray

## Your advantages

- Compact design
- Tested for railway applications

## Commercial data

Item number	3206416
Packing unit	50 pc
Minimum order quantity	50 pc
Note	Made to order (non-returnable)
Sales key	0170*
Product key	BE3111
Catalog page	Page 263 (C-1-2019)
GTIN	4017918976033
Weight per piece (including packing)	10.207 g
Weight per piece (excluding packing)	10.16 g
Customs tariff number	85369010
Country of origin	CN

# QTC 2,5 - Feed-through terminal block



3206416

<https://www.phoenixcontact.com/sg/products/3206416>

## Technical data

### Product properties

Product type	Feed-through terminal block
Area of application	Railway industry
	Machine building
	Plant engineering
	Process industry
Number of connections	2
Number of rows	1
Potentials	1

### Insulation characteristics

Overvoltage category	III
Degree of pollution	3

### Electrical properties

Rated surge voltage	8 kV
Maximum power dissipation for nominal condition	0.77 W

### Connection data

Number of connections per level	2
Frequency of connections with the same cross section	100
Nominal cross section	2.5 mm <sup>2</sup>

#### 1 level

Material wire insulation	PVC / PE
Connection in acc. with standard	IEC 60947-7-1
Conductor cross section rigid	0.5 mm <sup>2</sup> ... 2.5 mm <sup>2</sup>
Cross section AWG	20 ... 14 (converted acc. to IEC)
Conductor cross section flexible	0.5 mm <sup>2</sup> ... 2.5 mm <sup>2</sup>
Conductor cross section, flexible [AWG]	20 ... 14 (converted acc. to IEC)
Nominal current	24 A
Maximum load current	24 A (with a 2.5 mm <sup>2</sup> conductor cross section)
Nominal voltage	800 V
Nominal cross section	2.5 mm <sup>2</sup>

### Ex data

#### Rated data (ATEX/IECEx)

Identification	Ⓔ II 2 GD Ex eb IIC Gb
Operating temperature range	-45 °C ... 90 °C
Ex-certified accessories	3206568 D-QTC 2,5
	3206209 ATP-QTC
	1204517 SZF 1-0,6X3,5

# QTC 2,5 - Feed-through terminal block



3206416

<https://www.phoenixcontact.com/sg/products/3206416>

	3022276 CLIPFIX 35-5
	3022218 CLIPFIX 35
List of bridges	Plug-in bridge / FBS 2-6 / 3030336
	Plug-in bridge / FBS 3-6 / 3030242
	Plug-in bridge / FBS 4-6 / 3030255
	Plug-in bridge / FBS 5-6 / 3030349
	Plug-in bridge / FBS 10-6 / 3030271
	Plug-in bridge / FBS 20-6 / 3030365
Bridge data	21 A / 2.5 mm <sup>2</sup>
Ex temperature increase	40 K (23.6 A / 2,5 mm <sup>2</sup> )
Rated voltage	550 V
for bridging with bridge	550 V
- At bridging between non-adjacent terminal blocks	352 V
- At cut-to-length bridging with cover	220 V
- At cut-to-length bridging with partition plate	275 V
Rated insulation voltage	500 V
output	(Permanent)

## Ex level General

Rated current	21 A
Maximum load current	21 A
Contact resistance	0.9 mΩ

## Ex connection data General

Nominal cross section	2.5 mm <sup>2</sup>
Rated cross section AWG	14
Connection capacity rigid	0.5 mm <sup>2</sup> ... 2.5 mm <sup>2</sup>
Connection capacity AWG	20 ... 14
Connection capacity flexible	0.5 mm <sup>2</sup> ... 2.5 mm <sup>2</sup>
Connection capacity AWG	20 ... 14
Frequency of connections with the same cross section	100

## Dimensions

Width	6.2 mm
End cover width	2.2 mm
Height	62.6 mm
Depth on NS 35/7,5	39.3 mm
Depth on NS 35/15	46.8 mm

## Material specifications

Color	gray (RAL 7042)
Flammability rating according to UL 94	V0
Insulating material group	I
Insulating material	PA
Static insulating material application in cold	-60 °C

# QTC 2,5 - Feed-through terminal block



3206416

<https://www.phoenixcontact.com/sg/products/3206416>

Temperature index of insulation material (DIN EN 60216-1 (VDE 0304-21))	130 °C
Relative insulation material temperature index (Elec., UL 746 B)	130 °C
Fire protection for rail vehicles (DIN EN 45545-2) R22	HL 1 - HL 3
Fire protection for rail vehicles (DIN EN 45545-2) R23	HL 1 - HL 3
Fire protection for rail vehicles (DIN EN 45545-2) R24	HL 1 - HL 3
Fire protection for rail vehicles (DIN EN 45545-2) R26	HL 1 - HL 3
Calorimetric heat release NFPA 130 (ASTM E 1354)	28 MJ/kg
Surface flammability NFPA 130 (ASTM E 162)	passed
Specific optical density of smoke NFPA 130 (ASTM E 662)	passed
Smoke gas toxicity NFPA 130 (SMP 800C)	passed

## Cable/line

Wire diameter incl. insulation	≤ 3.8 mm
--------------------------------	----------

## Electrical tests

### Surge voltage test

Test voltage setpoint	9.8 kV
Result	Test passed

### Temperature-rise test

Requirement temperature-rise test	Increase in temperature ≤ 45 K
Result	Test passed
Short-time withstand current 2.5 mm <sup>2</sup>	0.3 kA
Result	Test passed

### Power-frequency withstand voltage

Test voltage setpoint	2 kV
Result	Test passed

## Mechanical properties

### Mechanical data

Open side panel	Yes
-----------------	-----

## Mechanical tests

### Mechanical strength

Result	Test passed
--------	-------------

### Attachment on the carrier

DIN rail/fixing support	NS 35
Test force setpoint	1 N
Result	Test passed

### Test for conductor damage and slackening

Rotation speed	10 rpm
----------------	--------

# QTC 2,5 - Feed-through terminal block



3206416

<https://www.phoenixcontact.com/sg/products/3206416>

Revolutions	135
Conductor cross section/weight	0.5 mm <sup>2</sup> / 0.3 kg 2.5 mm <sup>2</sup> / 0.7 kg
Result	Test passed

## Environmental and real-life conditions

### Aging

Temperature cycles	192
Result	Test passed

### Needle-flame test

Time of exposure	30 s
Result	Test passed

### Oscillation/broadband noise

Specification	DIN EN 50155 (VDE 0115-200):2008-03
Spectrum	Service life test category 1, class B, body mounted
Frequency	$f_1 = 5 \text{ Hz}$ to $f_2 = 150 \text{ Hz}$
ASD level	1.857 (m/s <sup>2</sup> ) <sup>2</sup> /Hz
Acceleration	0.8g
Test duration per axis	5 h
Test directions	X-, Y- and Z-axis
Result	Test passed

### Shocks

Specification	DIN EN 50155 (VDE 0115-200):2008-03
Pulse shape	Half-sine
Acceleration	5g
Shock duration	30 ms
Number of shocks per direction	3
Test directions	X-, Y- and Z-axis (pos. and neg.)
Result	Test passed

### Ambient conditions

Ambient temperature (operation)	-60 °C ... 110 °C (Operating temperature range incl. self-heating; for max. short-term operating temperature, see RTI Elec.)
Ambient temperature (storage/transport)	-25 °C ... 60 °C (for a short time, not exceeding 24 h, -60 °C to +70 °C)
Ambient temperature (assembly)	-5 °C ... 70 °C
Ambient temperature (actuation)	-5 °C ... 70 °C
Permissible humidity (operation)	20 % ... 90 %
Permissible humidity (storage/transport)	30 % ... 70 %

## Standards and regulations

Connection in acc. with standard	IEC 60947-7-1
----------------------------------	---------------

# QTC 2,5 - Feed-through terminal block



3206416

<https://www.phoenixcontact.com/sg/products/3206416>

## Mounting

Mounting type	NS 35/7,5
	NS 35/15

# QTC 2,5 - Feed-through terminal block

3206416

<https://www.phoenixcontact.com/sg/products/3206416>



## Drawings

Circuit diagram



# QTC 2,5 - Feed-through terminal block





3206416


<https://www.phoenixcontact.com/sg/products/3206416>


## Approvals

To download certificates, visit the product detail page: <https://www.phoenixcontact.com/sg/products/3206416>

 <b>CSA</b> Approval ID: 2030668				
	Nominal voltage $U_N$	Nominal current $I_N$	Cross section AWG	Cross section $\text{mm}^2$
Use group B	600 V	15 A	20 - 14	-
Use group C	600 V	15 A	20 - 14	-

 <b>cULus Recognized</b> Approval ID: E60425				
	Nominal voltage $U_N$	Nominal current $I_N$	Cross section AWG	Cross section $\text{mm}^2$
Use group B	600 V	15 A	20 - 14	-
Use group C	600 V	15 A	20 - 14	-


 <b>LR</b> Approval ID: LR2002130TA				
---	--	--	--	--

 <b>NK</b> Approval ID: 09 ME 139				
---	--	--	--	--

<b>ABS</b> Approval ID: 22-2196825-PDA				
---	--	--	--	--

<b>DNV</b> Approval ID: TAE000014H				
---------------------------------------	--	--	--	--

 <b>IECEx</b> Approval ID: IECExKIWA19.0011U				
	Nominal voltage $U_N$	Nominal current $I_N$	Cross section AWG	Cross section $\text{mm}^2$
	550 V	21 A	-	0.5 - 2.5

 <b>ATEX</b> Approval ID: KIWA19ATEX0019U				
	Nominal voltage $U_N$	Nominal current $I_N$	Cross section AWG	Cross section $\text{mm}^2$



# QTC 2,5 - Feed-through terminal block



3206416

<https://www.phoenixcontact.com/sg/products/3206416>

Type examination certificate	550 V	21 A	-	0.5 - 2.5
------------------------------	-------	------	---	-----------



**CCC**

Approval ID: 2020322313000625



**UKCA-EX**

Approval ID: CSAE 22UKEX1429U

# QTC 2,5 - Feed-through terminal block



3206416

<https://www.phoenixcontact.com/sg/products/3206416>

## Classifications

### ECLASS

ECLASS-11.0	27141120
ECLASS-13.0	27250101

### ETIM

ETIM 9.0	EC000897
----------	----------

### UNSPSC

UNSPSC 21.0	39121400
-------------	----------

# QTC 2,5 - Feed-through terminal block



3206416

<https://www.phoenixcontact.com/sg/products/3206416>

## Environmental product compliance

### EU RoHS

Fulfills EU RoHS substance requirements	Yes, No exemptions
---	--------------------

### China RoHS

Environment friendly use period (EFUP)	EFUP-E
	No hazardous substances above the limits

### EU REACH SVHC

REACH candidate substance (CAS No.)	No substance above 0.1 wt%
-------------------------------------	----------------------------

Phoenix Contact 2025 © - all rights reserved  
<https://www.phoenixcontact.com>

PHOENIX CONTACT SEA Pte. Ltd.  
105 Eunos Avenue 3, #04-00  
Singapore 409836  
+65 6228 4900  
[marketing@phoenixcontact.com.sg](mailto:marketing@phoenixcontact.com.sg)