

# PTS 1,5/S-TWIN-PE - Ground terminal

3214602

<https://www.phoenixcontact.com/sg/products/3214602>

Please be informed that the data shown in this PDF document is generated from our online catalog. Please find the complete data in the user documentation. Our general terms of use for downloads are valid.



Ground terminal, number of connections: 3, connection method: Push-in connection, 1 level, cross section: 0.14 mm<sup>2</sup> - 1.5 mm<sup>2</sup>, mounting type: NS 35/7,5, NS 35/15, color: green-yellow

## Your advantages

- 2, 3, and 4-conductor terminal blocks with the same shape
- Ground terminal blocks of the same shape are available
- The PTS 2,5, which is equipped with four bridge shafts, offers a wide range of potential bridging options
- Angled conductor entry for use in flat terminal boxes
- Large space saving when used in concealed wiring systems

## Commercial data

Item number	3214602
Packing unit	50 pc
Minimum order quantity	50 pc
Sales key	*****
Product key	BE2222
Catalog page	Page 44 (C-1-2019)
GTIN	4046356616348
Weight per piece (including packing)	6.89 g
Weight per piece (excluding packing)	6.89 g
Customs tariff number	85369010
Country of origin	PL

# PTS 1,5/S-TWIN-PE - Ground terminal



3214602

<https://www.phoenixcontact.com/sg/products/3214602>

## Technical data

### Product properties

Product type	Ground terminal block
Product family	PTS
Number of connections	3
Number of rows	1

### Insulation characteristics

Overvoltage category	III
Degree of pollution	3

### Electrical properties

Rated surge voltage	6 kV
Maximum power dissipation for nominal condition	0.56 W

### Connection data

Number of connections per level	3
Nominal cross section	1.5 mm <sup>2</sup>

#### 1 level

Note	Please observe the current carrying capacity of the DIN rails.
Stripping length	8 mm ... 10 mm
Internal cylindrical gage	A1 / B1
Connection in acc. with standard	IEC 60947-7-2
Conductor cross section rigid	0.14 mm <sup>2</sup> ... 1.5 mm <sup>2</sup>
Cross section AWG	26 ... 16 (converted acc. to IEC)
Conductor cross section flexible	0.14 mm <sup>2</sup> ... 1.5 mm <sup>2</sup>
Conductor cross section, flexible [AWG]	26 ... 16 (converted acc. to IEC)
Conductor cross-section flexible (ferrule without plastic sleeve)	0.14 mm <sup>2</sup> ... 1.5 mm <sup>2</sup>
Flexible conductor cross section (ferrule with plastic sleeve)	0.14 mm <sup>2</sup> ... 1 mm <sup>2</sup> Using the AI-S 1-8 TQ ferrule, Item No. 1200293, is recommended

#### 1 level Connection cross sections directly pluggable

Conductor cross section rigid	0.25 mm <sup>2</sup> ... 1.5 mm <sup>2</sup>
Conductor cross-section flexible (ferrule without plastic sleeve)	0.34 mm <sup>2</sup> ... 1.5 mm <sup>2</sup>
Flexible conductor cross section (ferrule with plastic sleeve)	0.34 mm <sup>2</sup> ... 1 mm <sup>2</sup>

### Ex data

#### Rated data (ATEX/IECEx)

Identification	⊕ II 2 GD Ex eb IIC Gb
Operating temperature range (1)	-60 °C ... 85 °C
Operating temperature range (2)	-40 °C ... 110 °C
Ex-certified accessories	3214576 D-PTS 1,5/S 1204504 SZF 0-0,4X2,5

# PTS 1,5/S-TWIN-PE - Ground terminal



3214602

<https://www.phoenixcontact.com/sg/products/3214602>

	3022276 CLIPFIX 35-5
	3022218 CLIPFIX 35
output	(Permanent)

## Ex connection data General

Nominal cross section	1.5 mm <sup>2</sup>
Rated cross section AWG	16
Connection capacity rigid	0.14 mm <sup>2</sup> ... 1.5 mm <sup>2</sup>
Connection capacity AWG	26 ... 16
Connection capacity flexible	0.14 mm <sup>2</sup> ... 1.5 mm <sup>2</sup>
Connection capacity AWG	26 ... 16

## Dimensions

Width	3.5 mm
End cover width	2.2 mm
Height	50.7 mm
Depth	37 mm
Depth on NS 35/7,5	38.5 mm
Depth on NS 35/15	46 mm

## Material specifications

Color	green-yellow
Flammability rating according to UL 94	V0
Insulating material group	I
Insulating material	PA
Static insulating material application in cold	-60 °C
Temperature index of insulation material (DIN EN 60216-1 (VDE 0304-21))	130 °C
Relative insulation material temperature index (Elec., UL 746 B)	130 °C
Fire protection for rail vehicles (DIN EN 45545-2) R22	HL 1 - HL 3
Fire protection for rail vehicles (DIN EN 45545-2) R23	HL 1 - HL 3
Fire protection for rail vehicles (DIN EN 45545-2) R24	HL 1 - HL 3
Fire protection for rail vehicles (DIN EN 45545-2) R26	HL 1 - HL 3
Calorimetric heat release NFPA 130 (ASTM E 1354)	28 MJ/kg
Surface flammability NFPA 130 (ASTM E 162)	passed
Specific optical density of smoke NFPA 130 (ASTM E 662)	passed
Smoke gas toxicity NFPA 130 (SMP 800C)	passed

## Mechanical properties

### Mechanical data

Open side panel	Yes
-----------------	-----

## Environmental and real-life conditions

### Oscillation/broadband noise

# PTS 1,5/S-TWIN-PE - Ground terminal



3214602

<https://www.phoenixcontact.com/sg/products/3214602>

Specification	DIN EN 50155 (VDE 0115-200):2008-03
Spectrum	Service life test category 1, class B, body mounted
Frequency	$f_1 = 5 \text{ Hz}$ to $f_2 = 150 \text{ Hz}$
ASD level	$1.857 \text{ (m/s}^2\text{)}^2\text{/Hz}$
Acceleration	0.8g
Test duration per axis	5 h
Test directions	X-, Y- and Z-axis
Result	Test passed

## Shocks

Specification	DIN EN 50155 (VDE 0115-200):2008-03
Pulse shape	Half-sine
Acceleration	5g
Shock duration	30 ms
Number of shocks per direction	3
Test directions	X-, Y- and Z-axis (pos. and neg.)
Result	Test passed

## Ambient conditions

Ambient temperature (operation)	-60 °C ... 110 °C (Operating temperature range incl. self-heating; for max. short-term operating temperature, see RTI Elec.)
Ambient temperature (storage/transport)	-25 °C ... 60 °C (for a short time, not exceeding 24 h, -60 °C to +70 °C)
Ambient temperature (assembly)	-5 °C ... 70 °C
Ambient temperature (actuation)	-5 °C ... 70 °C
Permissible humidity (operation)	20 % ... 90 %
Permissible humidity (storage/transport)	30 % ... 70 %

## Standards and regulations

Connection in acc. with standard	IEC 60947-7-2
----------------------------------	---------------

## Mounting

Mounting type	NS 35/7,5
	NS 35/15

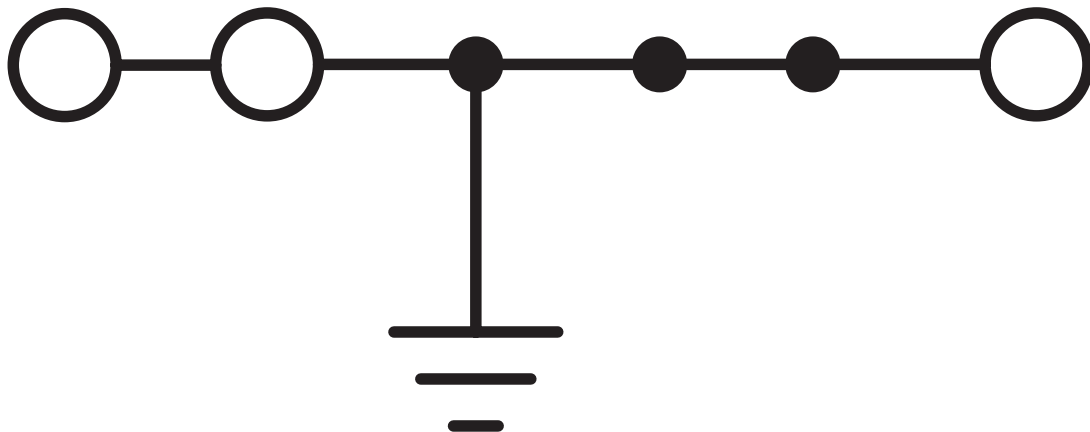
# PTS 1,5/S-TWIN-PE - Ground terminal

3214602

<https://www.phoenixcontact.com/sg/products/3214602>

## Drawings

Circuit diagram



# PTS 1,5/S-TWIN-PE - Ground terminal





3214602


<https://www.phoenixcontact.com/sg/products/3214602>

## Approvals


To download certificates, visit the product detail page: <https://www.phoenixcontact.com/sg/products/3214602>


 <b>CSA</b> Approval ID: 13631	Nominal voltage $U_N$	Nominal current $I_N$	Cross section AWG	Cross section $mm^2$
	-	-	26 - 14	-

 <b>EAC</b> Approval ID: RU C-DE.BL08.B.00644
---


 <b>cULus Recognized</b> Approval ID: E60425	Nominal voltage $U_N$	Nominal current $I_N$	Cross section AWG	Cross section $mm^2$
Use group B	-	-	26 - 14	-
Use group C	-	-	26 - 14	-
Use group D	-	-	26 - 14	-


 <b>LR</b> Approval ID: LR2371832TA
---

 <b>ClassNK</b> <b>NK</b> Approval ID: 14ME0912
---

 <b>BV</b> Approval ID: 39980/B0 BV
---

<b>DNV</b> Approval ID: TAE000010T
---------------------------------------

 <b>IECEX</b> Approval ID: IECEX SEV13.0005U
--

 <b>ATEX</b> Approval ID: SEV13ATEX0159U
--

# PTS 1,5/S-TWIN-PE - Ground terminal



3214602

<https://www.phoenixcontact.com/sg/products/3214602>



**CCC**

Approval ID: 2020322313000631



**EAC Ex**

Approval ID: KZ 7500525010101950

# PTS 1,5/S-TWIN-PE - Ground terminal



3214602

<https://www.phoenixcontact.com/sg/products/3214602>

## Classifications

### ECLASS

ECLASS-11.0	27141141
ECLASS-13.0	27250103

### ETIM

ETIM 9.0	EC000901
----------	----------

### UNSPSC

UNSPSC 21.0	39121400
-------------	----------



# PTS 1,5/S-TWIN-PE - Ground terminal



3214602

<https://www.phoenixcontact.com/sg/products/3214602>

## Environmental product compliance

### EU RoHS

Fulfills EU RoHS substance requirements	Yes, No exemptions
---	--------------------

### China RoHS

Environment friendly use period (EFUP)	EFUP-E
	No hazardous substances above the limits

### EU REACH SVHC

REACH candidate substance (CAS No.)	No substance above 0.1 wt%
-------------------------------------	----------------------------

Phoenix Contact 2025 © - all rights reserved  
<https://www.phoenixcontact.com>

PHOENIX CONTACT SEA Pte. Ltd.  
105 Eunos Avenue 3, #04-00  
Singapore 409836  
+65 6228 4900  
[marketing@phoenixcontact.com.sg](mailto:marketing@phoenixcontact.com.sg)