


# UT 4-QUATTRO HV RD - Four-conductor universal terminal block



3048849

<https://www.phoenixcontact.com/sg/products/3048849>

Please be informed that the data shown in this PDF document is generated from our online catalog. Please find the complete data in the user documentation. Our general terms of use for downloads are valid.



Four-conductor universal terminal block, nom. voltage: 1000 V, nominal current: 32 A, number of connections: 4, connection method: Screw connection, Rated cross section: 4 mm<sup>2</sup>, cross section: 0.14 mm<sup>2</sup> - 6 mm<sup>2</sup>, mounting type: NS 35/7,5, NS 35/15, color: gray

## Commercial data

Item number	3048849
Packing unit	50 pc
Minimum order quantity	50 pc
Sales key	*****
Product key	BE1113
Catalog page	Page 55 (NTK-2012)
GTIN	4046356517584
Weight per piece (including packing)	18.051 g
Weight per piece (excluding packing)	16.711 g
Customs tariff number	85369010
Country of origin	CN

# UT 4-QUATTRO HV RD - Four-conductor universal terminal block



3048849

<https://www.phoenixcontact.com/sg/products/3048849>

## Technical data

### Product properties

Product type	Multi-conductor terminal block
Number of connections	4
Number of rows	1
Potentials	1

### Insulation characteristics

Overvoltage category	III
Degree of pollution	3

### Electrical properties

Rated surge voltage	6 kV
Maximum power dissipation for nominal condition	1.02 W

### Connection data

Number of connections per level	4
Nominal cross section	4 mm <sup>2</sup>
Screw thread	M3
Tightening torque	0.6 ... 0.8 Nm
Stripping length	9 mm
Internal cylindrical gage	A4
Connection in acc. with standard	IEC 60947-7-1
Conductor cross section rigid	0.14 mm <sup>2</sup> ... 6 mm <sup>2</sup>
Cross section AWG	26 ... 10 (converted acc. to IEC)
Conductor cross section flexible	0.14 mm <sup>2</sup> ... 6 mm <sup>2</sup>
Conductor cross section, flexible [AWG]	26 ... 10 (converted acc. to IEC)
Conductor cross-section flexible (ferrule without plastic sleeve)	0.14 mm <sup>2</sup> ... 4 mm <sup>2</sup>
Flexible conductor cross section (ferrule with plastic sleeve)	0.14 mm <sup>2</sup> ... 4 mm <sup>2</sup>
2 conductors with same cross section, solid	0.14 mm <sup>2</sup> ... 1.5 mm <sup>2</sup>
2 conductors with same cross section, flexible	0.14 mm <sup>2</sup> ... 1.5 mm <sup>2</sup>
2 conductors with same cross section, flexible, with ferrule without plastic sleeve	0.25 mm <sup>2</sup> ... 1.5 mm <sup>2</sup>
2 conductors with the same cross section, flexible, with TWIN ferrule with plastic sleeve	0.5 mm <sup>2</sup> ... 1.5 mm <sup>2</sup>
Nominal current	32 A (with 4 mm <sup>2</sup> conductor cross section)
Maximum load current	37 A (In the case of a 6 mm <sup>2</sup> conductor cross section, the maximum load current must not be exceeded by the total current of all connected conductors)
Nominal voltage	1000 V
Nominal cross section	4 mm <sup>2</sup>

### Ex data

# UT 4-QUATTRO HV RD - Four-conductor universal terminal block



3048849

<https://www.phoenixcontact.com/sg/products/3048849>

## Rated data (ATEX/IECEX)

Identification	Ⓜ II 2 GD Ex eb IIC Gb
Operating temperature range	-60 °C ... 110 °C
Ex-certified accessories	3048852 D-UT 4-QUATTRO HV 3047109 DS-UT 2,5/4 1212587 SF-SL 0,6X3,5-100 S-VDE 3022276 CLIPFIX 35-5
List of bridges	Plug-in bridge / FBS 2-6 / 3030336 Plug-in bridge / FBS 3-6 / 3030242 Plug-in bridge / FBS 4-6 / 3030255 Plug-in bridge / FBS 5-6 / 3030349 Plug-in bridge / FBS 10-6 / 3030271 Plug-in bridge / FBS 20-6 / 3030365
Bridge data	27 A / 4 mm <sup>2</sup>
Ex temperature increase	40 K (27 A / 4 mm <sup>2</sup> )
Rated voltage	550 V
for bridging with bridge	550 V
- At bridging between non-adjacent terminal blocks	352 V
Rated insulation voltage	500 V
output	(Permanent)

## Ex level General

Rated current	27 A
Maximum load current	32 A
Contact resistance	0.6 mΩ

## Ex connection data General

Torque range	0.6 Nm ... 0.8 Nm
Nominal cross section	4 mm <sup>2</sup>
Rated cross section AWG	12
Connection capacity rigid	0.14 mm <sup>2</sup> ... 6 mm <sup>2</sup>
Connection capacity AWG	26 ... 10
Connection capacity flexible	0.14 mm <sup>2</sup> ... 6 mm <sup>2</sup>
Connection capacity AWG	26 ... 10
2 conductors with same cross section, solid	0.14 mm <sup>2</sup> ... 1.5 mm <sup>2</sup>
2 conductors with the same cross-section AWG rigid	26 ... 16
2 conductors with same cross section, stranded	0.14 mm <sup>2</sup> ... 1.5 mm <sup>2</sup>
2 conductors with the same cross-section AWG flexible	26 ... 16

## Dimensions

Width	6.2 mm
End cover width	2.2 mm
Height	65.4 mm

# UT 4-QUATTRO HV RD - Four-conductor universal terminal block



3048849

<https://www.phoenixcontact.com/sg/products/3048849>

Depth on NS 35/7,5	50 mm
Depth on NS 35/15	57.5 mm

## Material specifications

Color	gray (RAL 7042)
Flammability rating according to UL 94	V0
Insulating material group	I
Insulating material	PA
Static insulating material application in cold	-60 °C
Relative insulation material temperature index (Elec., UL 746 B)	125 °C

## Electrical tests

### Surge voltage test

Test voltage setpoint	9.8 kV
Result	Test passed

### Temperature-rise test

Requirement temperature-rise test	Increase in temperature $\leq 45$ K
Result	Test passed
Short-time withstand current 4 mm <sup>2</sup>	0.48 kA
Short-time withstand current 6 mm <sup>2</sup>	0.72 kA
Result	Test passed

### Power-frequency withstand voltage

Test voltage setpoint	2.2 kV
Result	Test passed

## Mechanical properties

### Mechanical data

Open side panel	Yes
-----------------	-----

## Mechanical tests

### Mechanical strength

Result	Test passed
--------	-------------

### Attachment on the carrier

DIN rail/fixing support	NS 32/NS 35
Test force setpoint	1 N
Result	Test passed

### Test for conductor damage and slackening

Rotation speed	10 (+/- 2) rpm
Revolutions	135

# UT 4-QUATTRO HV RD - Four-conductor universal terminal block



3048849

<https://www.phoenixcontact.com/sg/products/3048849>

Conductor cross section/weight	0.14 mm <sup>2</sup> / 0.2 kg
	4 mm <sup>2</sup> / 0.9 kg
	6 mm <sup>2</sup> / 1.4 kg
Result	Test passed

## Environmental and real-life conditions

### Needle-flame test

Time of exposure	30 s
Result	Test passed

### Oscillation/broadband noise

Specification	DIN EN 50155 (VDE 0115-200):2018-05
Spectrum	Service life test category 2, bogie-mounted
Frequency	$f_1 = 5 \text{ Hz}$ to $f_2 = 250 \text{ Hz}$
ASD level	6.12 (m/s <sup>2</sup> ) <sup>2</sup> /Hz
Acceleration	3.12g
Test duration per axis	5 h
Test directions	X-, Y- and Z-axis

### Shocks

Specification	DIN EN 50155 (VDE 0115-200):2008-03
Pulse shape	Half-sine
Acceleration	30g
Shock duration	18 ms
Number of shocks per direction	3
Test directions	X-, Y- and Z-axis (pos. and neg.)

### Ambient conditions

Ambient temperature (operation)	-60 °C ... 110 °C (Operating temperature range incl. self-heating; for max. short-term operating temperature, see RTI Elec.)
Ambient temperature (storage/transport)	-25 °C ... 60 °C (for a short time, not exceeding 24 h, -60 °C to +70 °C)
Ambient temperature (assembly)	-5 °C ... 70 °C
Ambient temperature (actuation)	-5 °C ... 70 °C ( )
Permissible humidity (operation)	20 % ... 90 %
Permissible humidity (storage/transport)	30 % ... 70 %

## Standards and regulations

Connection in acc. with standard	IEC 60947-7-1
----------------------------------	---------------

## Mounting

Mounting type	NS 35/7,5
	NS 35/15

# UT 4-QUATTRO HV RD - Four-conductor universal terminal block



3048849

<https://www.phoenixcontact.com/sg/products/3048849>

## Drawings

### Circuit diagram



# UT 4-QUATTRO HV RD - Four-conductor universal terminal block





3048849

<https://www.phoenixcontact.com/sg/products/3048849>


## Approvals


To download certificates, visit the product detail page: <https://www.phoenixcontact.com/sg/products/3048849>

 <b>IECEE CB Scheme</b> Approval ID: DE1-62912	Nominal voltage $U_N$	Nominal current $I_N$	Cross section AWG	Cross section $\text{mm}^2$
	1000 V	-	-	- 4


 <b>VDE approval of drawings</b> Approval ID: 40040772	Nominal voltage $U_N$	Nominal current $I_N$	Cross section AWG	Cross section $\text{mm}^2$
	1000 V	32 A	-	0.14 - 6

 <b>EAC Ex</b> Approval ID: KZ 7500525010101950
---

 <b>IECEX</b> Approval ID: IECEX SEV13.0004U
--

 <b>ATEX</b> Approval ID: SEV13ATEX0133U
--

 <b>CCC</b> Approval ID: 2020322313000622
---

 <b>UKCA-EX</b> Approval ID: CML 22UKEX1231U
--

# UT 4-QUATTRO HV RD - Four-conductor universal terminal block



3048849

<https://www.phoenixcontact.com/sg/products/3048849>

## Classifications

### ECLASS

ECLASS-11.0	27141120
ECLASS-13.0	27250101

### ETIM

ETIM 9.0	EC000897
----------	----------

### UNSPSC

UNSPSC 21.0	39121400
-------------	----------



# UT 4-QUATTRO HV RD - Four-conductor universal terminal block



3048849

<https://www.phoenixcontact.com/sg/products/3048849>

## Environmental product compliance

### EU RoHS

Fulfills EU RoHS substance requirements	Yes, No exemptions
---	--------------------

### China RoHS

Environment friendly use period (EFUP)	EFUP-E
	No hazardous substances above the limits

### EU REACH SVHC

REACH candidate substance (CAS No.)	No substance above 0.1 wt%
-------------------------------------	----------------------------

Phoenix Contact 2025 © - all rights reserved  
<https://www.phoenixcontact.com>

PHOENIX CONTACT SEA Pte. Ltd.  
105 Eunos Avenue 3, #04-00  
Singapore 409836  
+65 6228 4900  
[marketing@phoenixcontact.com.sg](mailto:marketing@phoenixcontact.com.sg)