

PTTBS 4 - Double-level terminal block



3211832

<https://www.phoenixcontact.com/sg/products/3211832>

Please be informed that the data shown in this PDF document is generated from our online catalog. Please find the complete data in the user documentation. Our general terms of use for downloads are valid.



Double-level terminal block, nom. voltage: 800 V, nominal current: 28 A, connection method: Push-in connection, 1st and 2nd level, Rated cross section: 4 mm², cross section: 0.2 mm² - 6 mm², mounting type: NS 35/7,5, NS 35/15, color: gray

Your advantages

- In addition to the testing option in the double function shaft, all terminal blocks provide an additional test pick-off
- The compact design and front connection enable wiring in a confined space
- The Push-in connection terminal blocks are characterized by the system features of the CLIPLINE complete system and by easy and tool-free wiring of conductors with ferrules or solid conductors

Commercial data

Item number	3211832
Packing unit	50 pc
Minimum order quantity	50 pc
Note	Made to order (non-returnable)
Sales key	*****
Product key	BE2214
Catalog page	Page 107 (C-1-2019)
GTIN	4046356482745
Weight per piece (including packing)	18.768 g
Weight per piece (excluding packing)	18 g
Customs tariff number	85369010
Country of origin	CN

PTTBS 4 - Double-level terminal block



3211832

<https://www.phoenixcontact.com/sg/products/3211832>

Technical data

Product properties

Product type	Multi-level terminal block
Product family	PTTBS
Area of application	Machine building
	Plant engineering
	Process industry
Number of connections	4
Number of rows	2
Potentials	2

Insulation characteristics

Overvoltage category	III
Degree of pollution	3

Electrical properties

Rated surge voltage	8 kV
Maximum power dissipation for nominal condition	1.02 W

Connection data

Number of connections per level	2
Nominal cross section	4 mm ²

1st and 2nd level

Stripping length	10 mm ... 12 mm
Internal cylindrical gage	A4
Connection in acc. with standard	IEC 60947-7-1
Conductor cross section rigid	0.2 mm ² ... 6 mm ²
Cross section AWG	24 ... 10 (converted acc. to IEC)
Conductor cross section flexible	0.2 mm ² ... 6 mm ²
Conductor cross section, flexible [AWG]	24 ... 10 (converted acc. to IEC)
Conductor cross-section flexible (ferrule without plastic sleeve)	0.25 mm ² ... 4 mm ²
Flexible conductor cross section (ferrule with plastic sleeve)	0.25 mm ² ... 4 mm ²
2 conductors with the same cross section, flexible, with TWIN ferrule with plastic sleeve	0.5 mm ² ... 1 mm ²
Nominal current	28 A
Maximum load current	32 A (with 6 mm ² conductor cross section, rigid)
Nominal voltage	800 V
Nominal cross section	4 mm ²

1st and 2nd level Connection cross sections directly pluggable

Conductor cross section rigid	0.5 mm ² ... 6 mm ²
Conductor cross-section flexible (ferrule without plastic sleeve)	0.5 mm ² ... 4 mm ²
Flexible conductor cross section (ferrule with plastic sleeve)	0.5 mm ² ... 4 mm ²

PTTBS 4 - Double-level terminal block



3211832

<https://www.phoenixcontact.com/sg/products/3211832>

Ex data

Rated data (ATEX/IECEx)

Identification	⊕ II 2 GD Ex eb IIC Gb
Operating temperature range (1)	-60 °C ... 85 °C
Operating temperature range (2)	-40 °C ... 110 °C
Ex-certified accessories	3211849 D-PTTBS 4 1204517 SZF 1-0,6X3,5 1207608 ST-BW 3022276 CLIPFIX 35-5 3022218 CLIPFIX 35
List of bridges	Plug-in bridge / FBS 2-6 / 3030336 Plug-in bridge / FBS 3-6 / 3030242 Plug-in bridge / FBS 4-6 / 3030255 Plug-in bridge / FBS 5-6 / 3030349 Plug-in bridge / FBS 10-6 / 3030271 Plug-in bridge / FBS 20-6 / 3030365
Bridge data	23 A / 4 mm ²
Ex temperature increase	36 K (25,3 A / 4 mm ²)
Rated voltage	440 V
for bridging with bridge	440 V
- At bridging between non-adjacent terminal blocks	352 V
- At cut-to-length bridging with cover	352 V
Rated insulation voltage	400 V
output	(Permanent)

Ex level General

Rated current	23 A (4 mm ²)
Maximum load current	27 A (6 mm ²)

Ex connection data General

Nominal cross section	4 mm ²
Rated cross section AWG	12
Connection capacity rigid	0.2 mm ² ... 6 mm ²
Connection capacity AWG	24 ... 10
Connection capacity flexible	0.2 mm ² ... 4 mm ²
Connection capacity AWG	24 ... 12
Conductor cross section flexible, with ferrule without plastic sleeve min.	0.25 mm ²
Conductor cross section flexible, with ferrule without plastic sleeve max.	6 mm ²
Single conductor/terminal point, flexible, with ferrule, without plastic sleeve, AWG	24 ... 10
output	(Permanent)

Ex level Level 1

PTTBS 4 - Double-level terminal block



3211832

<https://www.phoenixcontact.com/sg/products/3211832>

Contact resistance	0.96 mΩ
output	(Permanent)

Ex level Level 2

Contact resistance	0.75 mΩ
--------------------	---------

Dimensions

Width	6.2 mm
End cover width	2.2 mm
Height	96 mm
Depth on NS 35/7,5	54.5 mm
Depth on NS 35/15	62 mm

Material specifications

Color	gray (RAL 7042)
Flammability rating according to UL 94	V0
Insulating material group	I
Insulating material	PA
Static insulating material application in cold	-60 °C
Temperature index of insulation material (DIN EN 60216-1 (VDE 0304-21))	125 °C
Relative insulation material temperature index (Elec., UL 746 B)	130 °C
Fire protection for rail vehicles (DIN EN 45545-2) R22	HL 1 - HL 3
Fire protection for rail vehicles (DIN EN 45545-2) R23	HL 1 - HL 3
Fire protection for rail vehicles (DIN EN 45545-2) R24	HL 1 - HL 3
Fire protection for rail vehicles (DIN EN 45545-2) R26	HL 1 - HL 3
Calorimetric heat release NFPA 130 (ASTM E 1354)	27,5 MJ/kg
Surface flammability NFPA 130 (ASTM E 162)	passed
Specific optical density of smoke NFPA 130 (ASTM E 662)	passed
Smoke gas toxicity NFPA 130 (SMP 800C)	passed

Electrical tests

Surge voltage test

Result	Test passed
--------	-------------

Temperature-rise test

Requirement temperature-rise test	45 K
Result	Test passed
Short-time withstand current 4 mm ²	0.48 kA
Short-time withstand current 6 mm ²	0.72 kA
Result	Test passed

Power-frequency withstand voltage

Test voltage setpoint	2 kV
Result	Test passed

Mechanical properties

Mechanical data

Open side panel	Yes
-----------------	-----

Mechanical tests

Mechanical strength

Result	Test passed
--------	-------------

Attachment on the carrier

DIN rail/fixing support	NS 35
Test force setpoint	1 N
Result	Test passed

Test for conductor damage and slackening

Rotation speed	10 rpm
Revolutions	135
Conductor cross section/weight	0.2 mm ² / 0.2 kg
	4 mm ² / 0.9 kg
	6 mm ² / 1.4 kg
Result	Test passed

Environmental and real-life conditions

Aging

Temperature cycles	192
Result	Test passed

Needle-flame test

Time of exposure	30 s
Result	Test passed

Oscillation/broadband noise

Specification	DIN EN 50155 (VDE 0115-200):2008-03
Spectrum	Service life test category 2, bogie-mounted
Frequency	$f_1 = 5 \text{ Hz}$ to $f_2 = 250 \text{ Hz}$
ASD level	6.12 (m/s ²) ² /Hz
Acceleration	3.12g
Test duration per axis	5 h
Test directions	X-, Y- and Z-axis
Result	Test passed

Shocks

Specification	DIN EN 50155 (VDE 0115-200):2008-03
Pulse shape	Half-sine
Acceleration	30g

PTTBS 4 - Double-level terminal block



3211832

<https://www.phoenixcontact.com/sg/products/3211832>

Shock duration	18 ms
Number of shocks per direction	3
Test directions	X-, Y- and Z-axis (pos. and neg.)
Result	Test passed

Ambient conditions

Ambient temperature (operation)	-60 °C ... 110 °C (Operating temperature range incl. self-heating; for max. short-term operating temperature, see RTI Elec.)
Ambient temperature (storage/transport)	-25 °C ... 60 °C (for a short time, not exceeding 24 h, -60 °C to +70 °C)
Ambient temperature (assembly)	-5 °C ... 70 °C
Ambient temperature (actuation)	-5 °C ... 70 °C
Permissible humidity (operation)	20 % ... 90 %
Permissible humidity (storage/transport)	30 % ... 70 %

Standards and regulations

Connection in acc. with standard	IEC 60947-7-1
----------------------------------	---------------

Mounting

Mounting type	NS 35/7,5
	NS 35/15


PTTBS 4 - Double-level terminal block

3211832

<https://www.phoenixcontact.com/sg/products/3211832>

Drawings

Circuit diagram



PTTBS 4 - Double-level terminal block





3211832


<https://www.phoenixcontact.com/sg/products/3211832>

Approvals


To download certificates, visit the product detail page: <https://www.phoenixcontact.com/sg/products/3211832>


 CSA Approval ID: 2030668				
	Nominal voltage U_N	Nominal current I_N	Cross section AWG	Cross section mm^2
Use group B	600 V	24 A	24 - 10	-
Use group C	600 V	24 A	24 - 10	-

 EAC Approval ID: RU C-DE.BL08.B.00644				
---	--	--	--	--


 cULus Recognized Approval ID: E60425				
	Nominal voltage U_N	Nominal current I_N	Cross section AWG	Cross section mm^2
Use group B	600 V	24 A	24 - 10	-
Use group C	600 V	24 A	24 - 10	-

DNV Approval ID: TAE000010T				
---------------------------------------	--	--	--	--

 IECEX Approval ID: IECEXKIWA17.0026U				
--	--	--	--	--

 ATEX Approval ID: KIWA17ATEX0048U				
---	--	--	--	--

 CCC Approval ID: 2020322313000631				
---	--	--	--	--

 UKCA-EX Approval ID: CSAE 21UKEX3607U				
---	--	--	--	--

PTTBS 4 - Double-level terminal block



3211832

<https://www.phoenixcontact.com/sg/products/3211832>



EAC Ex

Approval ID: KZ 7500525010101950

PTTBS 4 - Double-level terminal block



3211832

<https://www.phoenixcontact.com/sg/products/3211832>

Classifications

ECLASS

ECLASS-11.0	27141120
ECLASS-13.0	27250102

ETIM

ETIM 9.0	EC000897
----------	----------

UNSPSC

UNSPSC 21.0	39121400
-------------	----------

PTTBS 4 - Double-level terminal block



3211832

<https://www.phoenixcontact.com/sg/products/3211832>

Environmental product compliance

EU RoHS

Fulfills EU RoHS substance requirements	Yes, No exemptions
---	--------------------

China RoHS

Environment friendly use period (EFUP)	EFUP-E
	No hazardous substances above the limits

EU REACH SVHC

REACH candidate substance (CAS No.)	No substance above 0.1 wt%
-------------------------------------	----------------------------

Phoenix Contact 2025 © - all rights reserved
<https://www.phoenixcontact.com>

PHOENIX CONTACT SEA Pte. Ltd.
105 Eunos Avenue 3, #04-00
Singapore 409836
+65 6228 4900
marketing@phoenixcontact.com.sg