


# PT 4-HESILED 24 (5X20) - Fuse modular terminal block



3211903

<https://www.phoenixcontact.com/sg/products/3211903>

Please be informed that the data shown in this PDF document is generated from our online catalog. Please find the complete data in the user documentation. Our general terms of use for downloads are valid.



Fuse modular terminal block, fuse type: Glass / ceramics / ..., fuse type: G / 5 x 20, nom. voltage: 24 V, nominal current: 6.3 A, number of positions: 1, connection method: Push-in connection, Rated cross section: 4 mm<sup>2</sup>, cross section: 0.2 mm<sup>2</sup>- 6 mm<sup>2</sup>, mounting type: NS 35/7,5, NS 35/15, color: black

## Your advantages

- The compact design and front connection enable wiring in a confined space
- In addition to the testing option in the double function shaft, all terminal blocks provide an additional test pick-off
- The Push-in connection terminal blocks are characterized by the system features of the CLIPLINE complete system and by easy and tool-free wiring of conductors with ferrules or solid conductors
- Tested for railway applications

## Commercial data

Item number	3211903
Packing unit	50 pc
Minimum order quantity	50 pc
Sales key	*****
Product key	BE2234
Catalog page	Page 101 (C-1-2019)
GTIN	4046356482530
Weight per piece (including packing)	13.123 g
Weight per piece (excluding packing)	12.329 g
Customs tariff number	85369095
Country of origin	PL

# PT 4-HESILED 24 (5X20) - Fuse modular terminal block



3211903

<https://www.phoenixcontact.com/sg/products/3211903>

## Technical data

### Notes

General	The current is determined by the fuse used, the voltage by the selected LED. If the fuse is faulty, the downstream circuit will not be disconnected.
---------	---

### Product properties

Product type	Fuse terminal block
Area of application	Railway industry
	Machine building
	Plant engineering
Number of positions	1
Number of connections	2
Number of rows	1
Potentials	1

### Insulation characteristics

Overvoltage category	III
Degree of pollution	3

### Electrical properties

Fuse type	Glass / ceramics / ...
Rated surge voltage	4 kV
Maximum power dissipation for nominal condition	1.02 W
Fuse	G / 5 x 20
LED voltage range	12 V AC/DC ... 30 V AC/DC
LED current range	0.31 mA ... 0.95 mA
Maximum power dissipation	max. 1.6 W (with single arrangement of the fuse terminal block in the event of overload)
	max. 1.6 W (With interconnected arrangement of several fuse terminal blocks in the event of overload)
	max. 4 W (with single arrangement of the fuse terminal block in the event of a short-circuit)
	max. 2.5 W (With interconnected arrangement of several fuse terminal blocks in the event of a short-circuit)

### Input data

LED voltage range	12 V AC/DC ... 30 V AC/DC
-------------------	---------------------------

### Connection data

Number of connections per level	2
Nominal cross section	4 mm <sup>2</sup>
Stripping length	10 mm ... 12 mm
Internal cylindrical gage	A4

# PT 4-HESILED 24 (5X20) - Fuse modular terminal block



3211903

<https://www.phoenixcontact.com/sg/products/3211903>

Connection in acc. with standard	IEC 60947-7-3
Conductor cross section rigid	0.2 mm <sup>2</sup> ... 6 mm <sup>2</sup>
Cross section AWG	24 ... 10 (converted acc. to IEC)
Conductor cross section flexible	0.2 mm <sup>2</sup> ... 4 mm <sup>2</sup>
Conductor cross section, flexible [AWG]	24 ... 12 (converted acc. to IEC)
Conductor cross-section flexible (ferrule without plastic sleeve)	0.25 mm <sup>2</sup> ... 4 mm <sup>2</sup>
Flexible conductor cross section (ferrule with plastic sleeve)	0.25 mm <sup>2</sup> ... 4 mm <sup>2</sup>
2 conductors with the same cross section, flexible, with TWIN ferrule with plastic sleeve	0.5 mm <sup>2</sup> ... 1 mm <sup>2</sup>
Nominal current	6.3 A
Maximum load current	6.3 A (with 6 mm <sup>2</sup> conductor cross section, rigid)
Nominal voltage	24 V
Nominal cross section	4 mm <sup>2</sup>

## Connection cross sections directly pluggable

Conductor cross section rigid	0.5 mm <sup>2</sup> ... 6 mm <sup>2</sup>
Conductor cross-section flexible (ferrule without plastic sleeve)	0.75 mm <sup>2</sup> ... 4 mm <sup>2</sup>
Flexible conductor cross section (ferrule with plastic sleeve)	0.5 mm <sup>2</sup> ... 4 mm <sup>2</sup>

## Dimensions

Width	6.2 mm
End cover width	2.2 mm
Height	56 mm
Depth	57.3 mm
Depth on NS 35/7,5	64.8 mm
Depth on NS 35/15	72.3 mm

## Material specifications

Color	black (RAL 9005)
Flammability rating according to UL 94	V0
Insulating material group	I
Insulating material	PA
Static insulating material application in cold	-60 °C
Relative insulation material temperature index (Elec., UL 746 B)	130 °C
Fire protection for rail vehicles (DIN EN 45545-2) R22	HL 1 - HL 3
Fire protection for rail vehicles (DIN EN 45545-2) R23	HL 1 - HL 3
Fire protection for rail vehicles (DIN EN 45545-2) R24	HL 1 - HL 3
Fire protection for rail vehicles (DIN EN 45545-2) R26	HL 1 - HL 3
Surface flammability NFPA 130 (ASTM E 162)	passed
Specific optical density of smoke NFPA 130 (ASTM E 662)	passed
Smoke gas toxicity NFPA 130 (SMP 800C)	passed

## Electrical tests

Surge voltage test

# PT 4-HESILED 24 (5X20) - Fuse modular terminal block



3211903

<https://www.phoenixcontact.com/sg/products/3211903>

Test voltage setpoint	7.3 kV
Result	Test passed

## Temperature-rise test

Requirement temperature-rise test	Increase in temperature $\leq 45$ K
Result	Test passed
Result	Test passed

## Power-frequency withstand voltage

Test voltage setpoint	1.89 kV
Result	Test passed

## Mechanical properties

### Mechanical data

Open side panel	Yes
-----------------	-----

## Mechanical tests

### Mechanical strength

Result	Test passed
--------	-------------

### Attachment on the carrier

Result	Test passed
--------	-------------

### Test for conductor damage and slackening

Rotation speed	10 (+/- 2) rpm
Revolutions	135
Conductor cross section/weight	0.2 mm <sup>2</sup> / 0.2 kg
	4 mm <sup>2</sup> / 0.9 kg
	6 mm <sup>2</sup> / 1.4 kg
Result	Test passed

## Environmental and real-life conditions

### Aging

Temperature cycles	192
Result	Test passed

### Needle-flame test

Time of exposure	30 s
Result	Test passed

### Oscillation/broadband noise

Specification	DIN EN 50155 (VDE 0115-200):2022-06
Spectrum	Long life test category 2, bogie-mounted
Frequency	$f_1 = 5$ Hz to $f_2 = 250$ Hz
ASD level	6.12 (m/s <sup>2</sup> ) <sup>2</sup> /Hz
Acceleration	3.12g

# PT 4-HESILED 24 (5X20) - Fuse modular terminal block



3211903

<https://www.phoenixcontact.com/sg/products/3211903>

Test duration per axis	5 h
Test directions	X-, Y- and Z-axis
Result	Test passed

## Shocks

Specification	DIN EN 50155 (VDE 0115-200):2022-06
Pulse shape	Half-sine
Acceleration	30g
Shock duration	18 ms
Number of shocks per direction	3
Test directions	X-, Y- and Z-axis (pos. and neg.)
Result	Test passed

## Ambient conditions

Ambient temperature (operation)	-60 °C ... 110 °C (Operating temperature range incl. self-heating; for max. short-term operating temperature, see RTI Elec.)
Ambient temperature (storage/transport)	-25 °C ... 60 °C (for a short time, not exceeding 24 h, -60 °C to +70 °C)
Ambient temperature (assembly)	-5 °C ... 70 °C
Ambient temperature (actuation)	-5 °C ... 70 °C
Permissible humidity (operation)	20 % ... 90 %
Permissible humidity (storage/transport)	30 % ... 70 %

## Standards and regulations

Connection in acc. with standard	IEC 60947-7-3
----------------------------------	---------------

## Mounting

Mounting type	NS 35/7,5
	NS 35/15

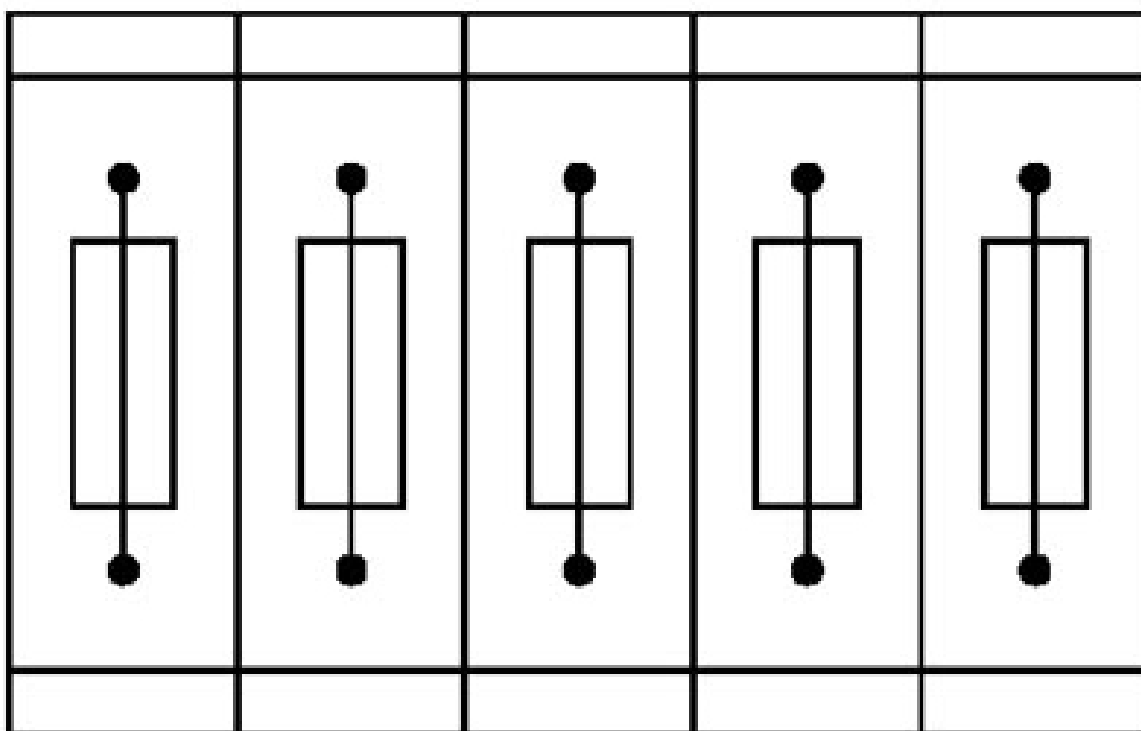
# PT 4-HESILED 24 (5X20) - Fuse modular terminal block

3211903

<https://www.phoenixcontact.com/sg/products/3211903>

## Drawings

### Application drawing



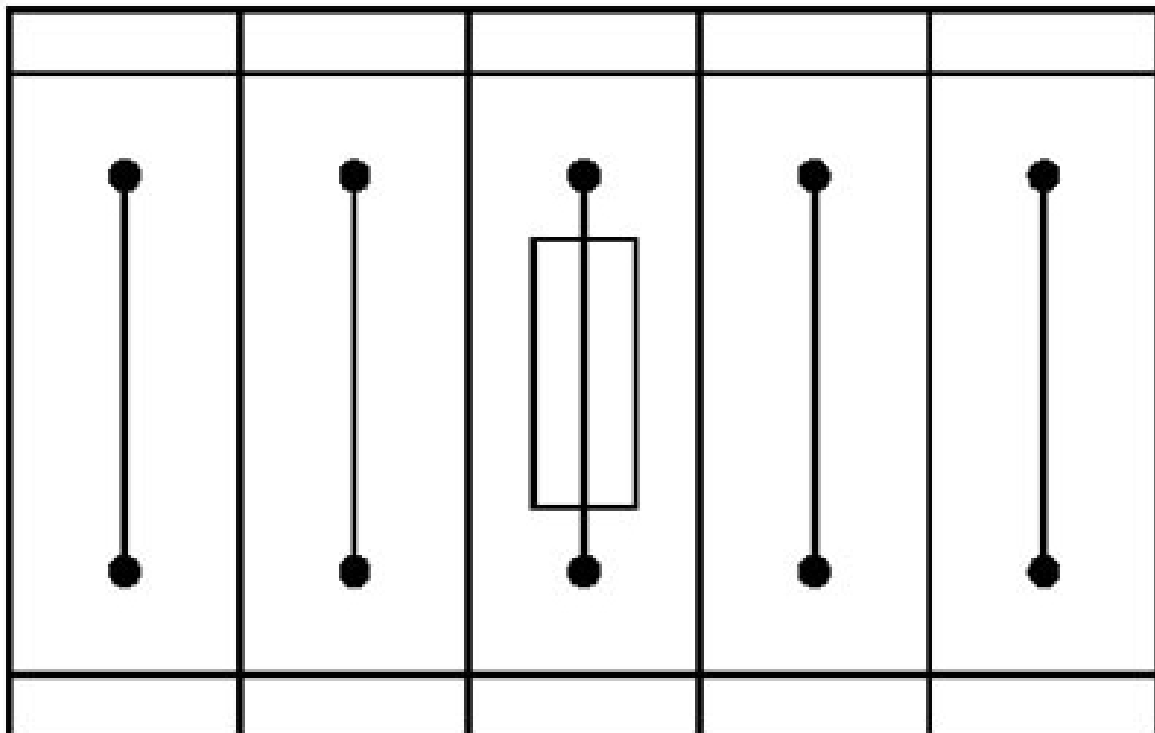
Fuse terminal blocks in interconnected arrangement,  
block consisting of 5 fuse terminal blocks

# PT 4-HESILED 24 (5X20) - Fuse modular terminal block

3211903

<https://www.phoenixcontact.com/sg/products/3211903>

Application drawing



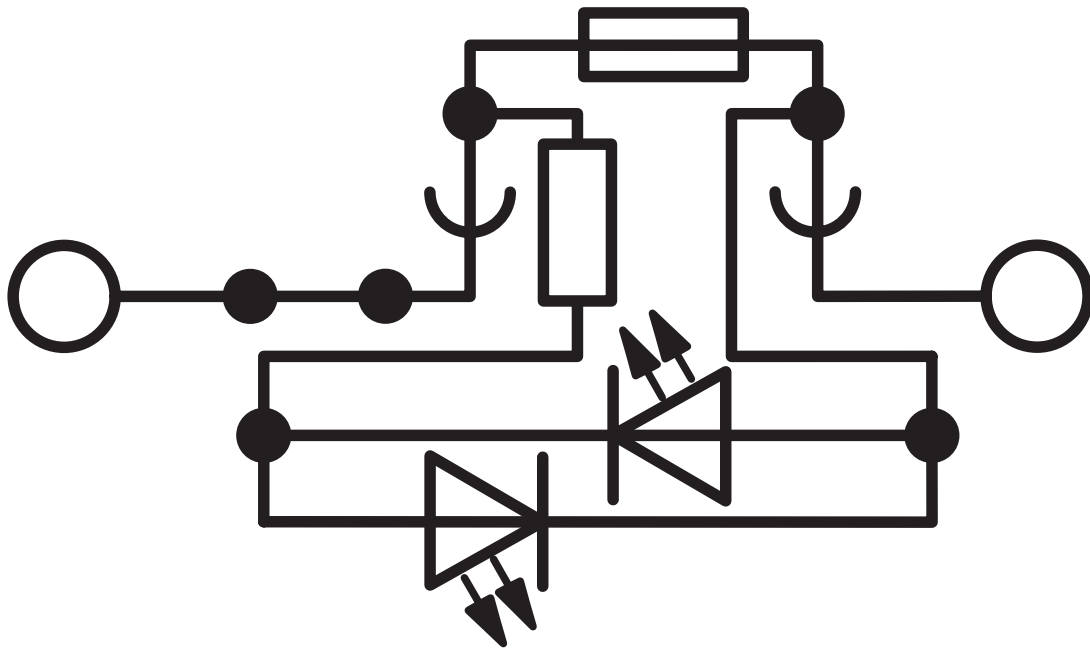
Fuse terminal block in single arrangement,  
block consisting of one fuse terminal block and 4 feed-through terminal blocks

# PT 4-HESILED 24 (5X20) - Fuse modular terminal block

3211903

<https://www.phoenixcontact.com/sg/products/3211903>

Circuit diagram





# PT 4-HESILED 24 (5X20) - Fuse modular terminal block



3211903

<https://www.phoenixcontact.com/sg/products/3211903>

## Approvals

To download certificates, visit the product detail page: <https://www.phoenixcontact.com/sg/products/3211903>

### DNV

Approval ID: TAE000010T



### CSA

Approval ID: 13631

	Nominal voltage $U_N$	Nominal current $I_N$	Cross section AWG	Cross section $mm^2$
Use group B				
	300 V	6.3 A	24 - 10	-
Use group C				
	300 V	6.3 A	24 - 10	-



### EAC

Approval ID: RU C-DE.BL08.B.00644



### cULus Recognized

Approval ID: E60425



### LR

Approval ID: LR2371832TA



### NK

Approval ID: 14ME0912



### BV

Approval ID: 39980/B0 BV



### PRS

Approval ID: TE/2107/880590/21



### cULus Recognized

Approval ID: E60425



### cULus Recognized

Approval ID: E60425

# PT 4-HESILED 24 (5X20) - Fuse modular terminal block



3211903

<https://www.phoenixcontact.com/sg/products/3211903>

# PT 4-HESILED 24 (5X20) - Fuse modular terminal block



3211903

<https://www.phoenixcontact.com/sg/products/3211903>

## Classifications

### ECLASS

ECLASS-11.0	27141116
ECLASS-12.0	27141116
ECLASS-13.0	27250113

### ETIM

ETIM 9.0	EC000899
----------	----------

### UNSPSC

UNSPSC 21.0	39121400
-------------	----------

# PT 4-HESILED 24 (5X20) - Fuse modular terminal block



3211903

<https://www.phoenixcontact.com/sg/products/3211903>

## Environmental product compliance

### EU RoHS

Fulfills EU RoHS substance requirements	Yes, No exemptions
---	--------------------

### China RoHS

Environment friendly use period (EFUP)	EFUP-E
	No hazardous substances above the limits

### EU REACH SVHC

REACH candidate substance (CAS No.)	No substance above 0.1 wt%
-------------------------------------	----------------------------

Phoenix Contact 2025 © - all rights reserved  
<https://www.phoenixcontact.com>

PHOENIX CONTACT SEA Pte. Ltd.  
105 Eunos Avenue 3, #04-00  
Singapore 409836  
+65 6228 4900  
[marketing@phoenixcontact.com.sg](mailto:marketing@phoenixcontact.com.sg)