

PT 6-DREHSILED 24 (5X20) - Fuse modular terminal block



3025046

<https://www.phoenixcontact.com/sg/products/3025046>

Please be informed that the data shown in this PDF document is generated from our online catalog. Please find the complete data in the user documentation. Our general terms of use for downloads are valid.



Fuse modular terminal block, fuse type: Glass / ceramics / ..., fuse type: G / 5 x 20, nom. voltage: 24 V, nominal current: 10 A, connection method: Push-in connection, Rated cross section: 6 mm², cross section: 0.5 mm²- 10 mm², mounting type: NS 35/7,5, NS 35/15, color: black

Commercial data

Item number	3025046
Packing unit	25 pc
Minimum order quantity	25 pc
Sales key	*****
Product key	BE2235
Catalog page	Page 113 (C-1-2019)
GTIN	4055626379449
Weight per piece (including packing)	29.368 g
Weight per piece (excluding packing)	27.93 g
Customs tariff number	85369095
Country of origin	IN

PT 6-DREHSILED 24 (5X20) - Fuse modular terminal block



3025046

<https://www.phoenixcontact.com/sg/products/3025046>

Technical data

Notes

General

Note	The current is determined by the fuse used, the voltage by the fuse or selected light indicator.
------	--

Product properties

Product type	Fuse terminal block
Number of connections	2
Number of rows	1
Potentials	1

Insulation characteristics

Overvoltage category	III
Degree of pollution	3

Electrical properties

Fuse type	Glass / ceramics / ...
Rated surge voltage	6 kV
Maximum power dissipation for nominal condition	1.31 W
Fuse	G / 5 x 20
LED voltage range	12 V AC/DC ... 30 V AC/DC (LED red)
LED current range	1 mA ... 2.5 mA
Maximum power dissipation	max. 1.6 W (with single arrangement of the fuse terminal block in the event of overload) max. 1.6 W (With interconnected arrangement of several fuse terminal blocks in the event of overload) max. 4 W (with single arrangement of the fuse terminal block in the event of a short-circuit) max. 2.5 W (With interconnected arrangement of several fuse terminal blocks in the event of a short-circuit)

Input data

LED voltage range	12 V AC/DC ... 30 V AC/DC (LED red)
-------------------	-------------------------------------

Connection data

Number of connections per level	2
Nominal cross section	6 mm ²
Rated cross section AWG	10
Stripping length	10 mm ... 12 mm
Internal cylindrical gage	A5
Connection in acc. with standard	IEC 60947-7-3
Conductor cross section rigid	0.5 mm ² ... 10 mm ²
Cross section AWG	20 ... 8 (converted acc. to IEC)

PT 6-DREHSILED 24 (5X20) - Fuse modular terminal block



3025046

<https://www.phoenixcontact.com/sg/products/3025046>

Conductor cross section flexible	0.5 mm ² ... 10 mm ²
Conductor cross section, flexible [AWG]	20 ... 8 (converted acc. to IEC)
Conductor cross-section flexible (ferrule without plastic sleeve)	0.5 mm ² ... 6 mm ²
Flexible conductor cross section (ferrule with plastic sleeve)	0.5 mm ² ... 6 mm ²
2 conductors with the same cross section, flexible, with TWIN ferrule with plastic sleeve	0.5 mm ² ... 2.5 mm ² When using TWIN ferrules, we recommend a minimum ferrule length of 13 mm.
Nominal current	10 A
Maximum load current	10 A (the current is determined by the fuse used)
Nominal voltage	24 V
Nominal cross section	6 mm ²

Connection cross sections directly pluggable

Conductor cross section rigid	1 mm ² ... 10 mm ²
Conductor cross-section flexible (ferrule without plastic sleeve)	1 mm ² ... 6 mm ²
Flexible conductor cross section (ferrule with plastic sleeve)	1 mm ² ... 6 mm ²

Dimensions

Width	12.3 mm
End cover width	2.2 mm
Height	77.7 mm
Depth	49.8 mm
Depth on NS 35/7,5	51.3 mm
Depth on NS 35/15	58.8 mm

Material specifications

Color	black (RAL 9005)
Flammability rating according to UL 94	V0
Insulating material group	I
Insulating material	PA
Static insulating material application in cold	-60 °C
Temperature index of insulation material (DIN EN 60216-1 (VDE 0304-21))	130 °C
Relative insulation material temperature index (Elec., UL 746 B)	130 °C
Fire protection for rail vehicles (DIN EN 45545-2) R22	HL 1 - HL 3
Fire protection for rail vehicles (DIN EN 45545-2) R23	HL 1 - HL 3
Fire protection for rail vehicles (DIN EN 45545-2) R24	HL 1 - HL 3
Fire protection for rail vehicles (DIN EN 45545-2) R26	HL 1 - HL 3
Calorimetric heat release NFPA 130 (ASTM E 1354)	28 MJ/kg
Surface flammability NFPA 130 (ASTM E 162)	passed
Specific optical density of smoke NFPA 130 (ASTM E 662)	passed
Smoke gas toxicity NFPA 130 (SMP 800C)	passed

Mechanical properties

Mechanical data

Open side panel	No
-----------------	----

PT 6-DREHSILED 24 (5X20) - Fuse modular terminal block



3025046

<https://www.phoenixcontact.com/sg/products/3025046>

Environmental and real-life conditions

Oscillation/broadband noise

Specification	DIN EN 50155 (VDE 0115-200):2008-03
Spectrum	Long life test category 2, bogie-mounted
Frequency	$f_1 = 5 \text{ Hz}$ to $f_2 = 250 \text{ Hz}$
ASD level	6.12 (m/s ²)/Hz
Acceleration	3.12g
Test duration per axis	5 h
Test directions	X-, Y- and Z-axis
Result	Test passed

Shocks

Specification	DIN EN 50155 (VDE 0115-200):2008-03
Pulse shape	Half-sine
Acceleration	30g
Shock duration	18 ms
Number of shocks per direction	3
Test directions	X-, Y- and Z-axis (pos. and neg.)
Result	Test passed

Ambient conditions

Ambient temperature (operation)	-60 °C ... 110 °C (Operating temperature range incl. self-heating; for max. short-term operating temperature, see RTI Elec.)
Ambient temperature (storage/transport)	-25 °C ... 60 °C (for a short time, not exceeding 24 h, -60 °C to +70 °C)
Ambient temperature (assembly)	-5 °C ... 70 °C
Ambient temperature (actuation)	-5 °C ... 70 °C
Permissible humidity (operation)	20 % ... 90 %
Permissible humidity (storage/transport)	30 % ... 70 %

Standards and regulations

Connection in acc. with standard	IEC 60947-7-3
----------------------------------	---------------

Mounting

Mounting type	NS 35/7,5
	NS 35/15

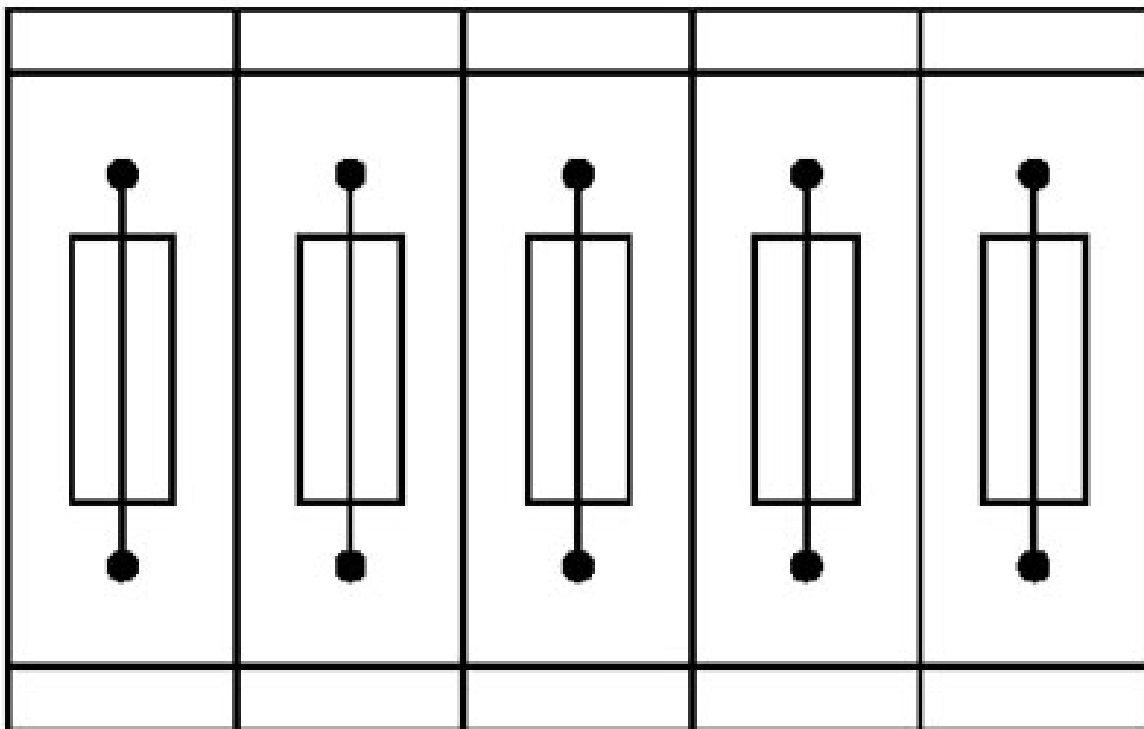
PT 6-DREHSILED 24 (5X20) - Fuse modular terminal block

3025046

<https://www.phoenixcontact.com/sg/products/3025046>

Drawings

Application drawing



Fuse terminal blocks in interconnected arrangement,
block consisting of 5 fuse terminal blocks

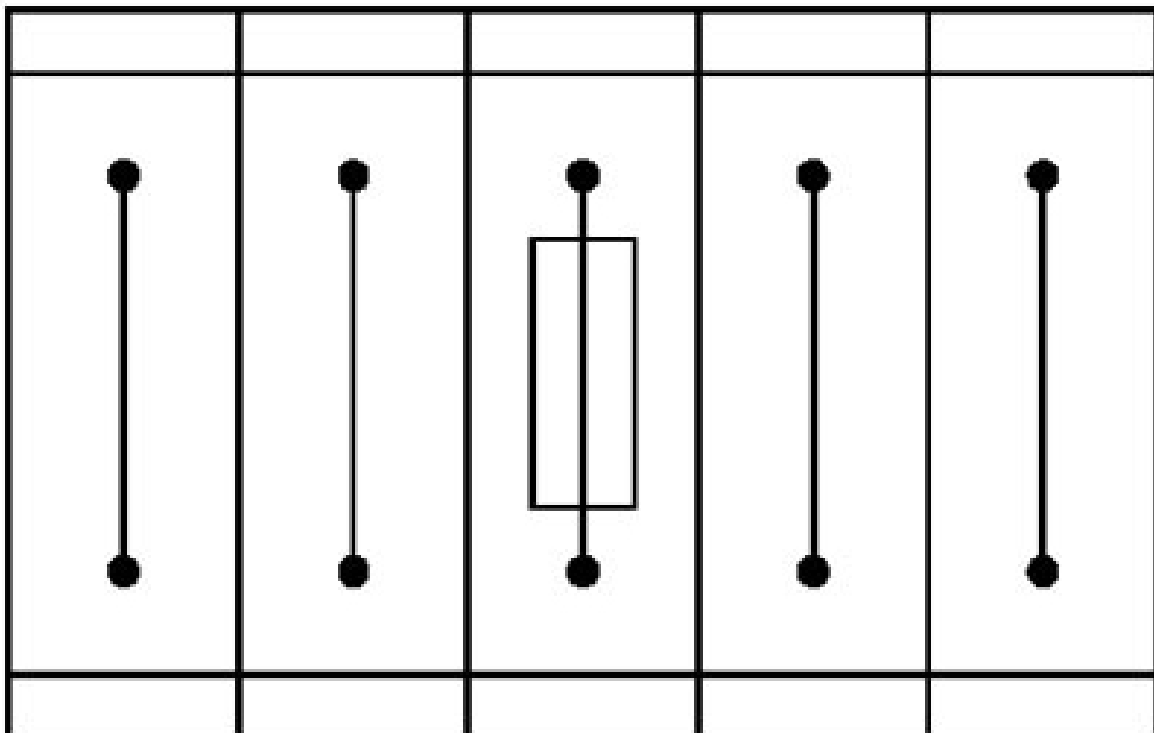
PT 6-DREHSILED 24 (5X20) - Fuse modular terminal block



3025046

<https://www.phoenixcontact.com/sg/products/3025046>

Application drawing



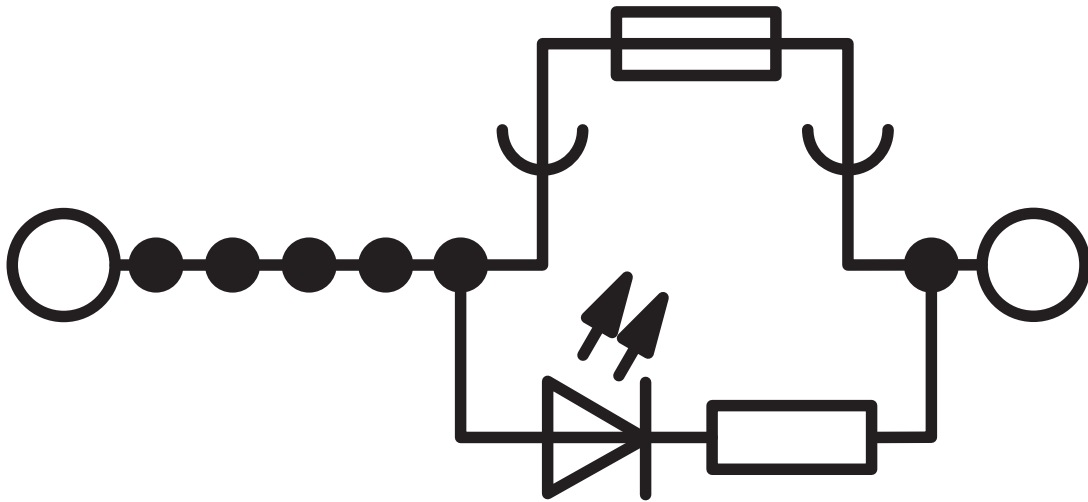
Fuse terminal block in single arrangement,
block consisting of one fuse terminal block and 4 feed-through terminal blocks

PT 6-DREHSEILED 24 (5X20) - Fuse modular terminal block

3025046

<https://www.phoenixcontact.com/sg/products/3025046>

Circuit diagram



PT 6-DREHSILED 24 (5X20) - Fuse modular terminal block



3025046

<https://www.phoenixcontact.com/sg/products/3025046>

Approvals

To download certificates, visit the product detail page: <https://www.phoenixcontact.com/sg/products/3025046>



EAC

Approval ID: RU C-DE.BL08.B.00644



cULus Recognized

Approval ID: E60425

	Nominal voltage U_N	Nominal current I_N	Cross section AWG	Cross section mm^2
Use group B	600 V	10 A	20 - 8	-
Use group C	600 V	10 A	20 - 8	-

PT 6-DREHSILED 24 (5X20) - Fuse modular terminal block



3025046

<https://www.phoenixcontact.com/sg/products/3025046>

Classifications

ECLASS

ECLASS-11.0	27141116
ECLASS-12.0	27141116
ECLASS-13.0	27250113

ETIM

ETIM 9.0	EC000899
----------	----------

UNSPSC

UNSPSC 21.0	39121400
-------------	----------

PT 6-DREHSILED 24 (5X20) - Fuse modular terminal block



3025046

<https://www.phoenixcontact.com/sg/products/3025046>

Environmental product compliance

EU RoHS

Fulfills EU RoHS substance requirements	Yes, No exemptions
---	--------------------

China RoHS

Environment friendly use period (EFUP)	EFUP-E
	No hazardous substances above the limits

EU REACH SVHC

REACH candidate substance (CAS No.)	No substance above 0.1 wt%
-------------------------------------	----------------------------

Phoenix Contact 2025 © - all rights reserved
<https://www.phoenixcontact.com>

PHOENIX CONTACT SEA Pte. Ltd.
105 Eunos Avenue 3, #04-00
Singapore 409836
+65 6228 4900
marketing@phoenixcontact.com.sg