

# PT 4-L/HESILED 24 (5X20) - Fuse modular terminal block



3002609

<https://www.phoenixcontact.com/sg/products/3002609>

Please be informed that the data shown in this PDF document is generated from our online catalog. Please find the complete data in the user documentation. Our general terms of use for downloads are valid.



Fuse modular terminal block, fuse type: Glass / ceramics / ..., fuse type: G / 5 x 20, nom. voltage: 24 V, nominal current: 28 A, connection method: Push-in connection, Rated cross section: 4 mm<sup>2</sup>, cross section: 0.2 mm<sup>2</sup>- 6 mm<sup>2</sup>, connection method: Push-in connection, Rated cross section: 4 mm<sup>2</sup>, cross section: 0.2 mm<sup>2</sup>- 6 mm<sup>2</sup>, mounting type: NS 35/7,5, NS 35/15, color: black

## Your advantages

- Easy and tool-free direct plug-in thanks to push-in multi-conductor connection

## Commercial data

Item number	3002609
Packing unit	50 pc
Minimum order quantity	50 pc
Sales key	*****
Product key	BE2236
Catalog page	Page 102 (C-1-2019)
GTIN	4055626370231
Weight per piece (including packing)	27.37 g
Weight per piece (excluding packing)	28.94 g
Customs tariff number	85369095
Country of origin	CN

# PT 4-L/HESILED 24 (5X20) - Fuse modular terminal block



3002609

<https://www.phoenixcontact.com/sg/products/3002609>

## Technical data

### Notes

General	The current is determined by the fuse used, the voltage by the selected LED. If the fuse is faulty, the downstream circuit will not be disconnected.
---------	---

### Product properties

Product type	Fuse terminal block
Number of connections	4
Number of rows	3
Potentials	2

### Insulation characteristics

Overvoltage category	III
Degree of pollution	3

### Electrical properties

Fuse type	Glass / ceramics / ...
Rated surge voltage	6 kV
Maximum power dissipation for nominal condition	1.02 W
Fuse	G / 5 x 20
LED voltage range	12 V AC/DC ... 30 V AC/DC
LED current range	0.31 mA ... 0.95 mA
Maximum power dissipation	max. 1.6 W (with single arrangement of the fuse terminal block in the event of overload) max. 1.6 W (With interconnected arrangement of several fuse terminal blocks in the event of overload) max. 4 W (with single arrangement of the fuse terminal block in the event of a short-circuit) max. 2.5 W (With interconnected arrangement of several fuse terminal blocks in the event of a short-circuit)

### Input data

LED voltage range	12 V AC/DC ... 30 V AC/DC
-------------------	---------------------------

### Connection data

Number of connections per level	2
Nominal cross section	4 mm <sup>2</sup>

### Level 1

Stripping length	10 mm ... 12 mm
Internal cylindrical gage	A4
Connection in acc. with standard	IEC 60947-7-3
Conductor cross section rigid	0.2 mm <sup>2</sup> ... 6 mm <sup>2</sup>
Cross section AWG	24 ... 10 (converted acc. to IEC)

# PT 4-L/HESILED 24 (5X20) - Fuse modular terminal block



3002609

<https://www.phoenixcontact.com/sg/products/3002609>

Conductor cross section flexible	0.2 mm <sup>2</sup> ... 6 mm <sup>2</sup>
Conductor cross section, flexible [AWG]	24 ... 10 (converted acc. to IEC)
Conductor cross-section flexible (ferrule without plastic sleeve)	0.25 mm <sup>2</sup> ... 4 mm <sup>2</sup>
Flexible conductor cross section (ferrule with plastic sleeve)	0.25 mm <sup>2</sup> ... 4 mm <sup>2</sup>
2 conductors with the same cross section, flexible, with TWIN ferrule with plastic sleeve	0.5 mm <sup>2</sup> ... 1 mm <sup>2</sup>
Nominal current	28 A
Maximum load current	32 A (with 6 mm <sup>2</sup> conductor cross section, rigid)
Nominal voltage	24 V
Nominal cross section	4 mm <sup>2</sup>

## Level 2

Stripping length	10 mm ... 12 mm
Connection in acc. with standard	IEC 60947-7-3
Conductor cross section rigid	0.2 mm <sup>2</sup> ... 6 mm <sup>2</sup>
Cross section AWG	24 ... 10 (converted acc. to IEC)
Conductor cross section flexible	0.2 mm <sup>2</sup> ... 6 mm <sup>2</sup>
Conductor cross section, flexible [AWG]	24 ... 10 (converted acc. to IEC)
Conductor cross-section flexible (ferrule without plastic sleeve)	0.25 mm <sup>2</sup> ... 4 mm <sup>2</sup>
Flexible conductor cross section (ferrule with plastic sleeve)	0.25 mm <sup>2</sup> ... 4 mm <sup>2</sup>
2 conductors with the same cross section, flexible, with TWIN ferrule with plastic sleeve	0.5 mm <sup>2</sup> ... 1 mm <sup>2</sup>
Nominal current	6.3 A
Maximum load current	6.3 A (the current is determined by the fuse used)
Nominal voltage	24 V (the voltage is determined by the light indicator.)
Nominal cross section	4 mm <sup>2</sup>

## Level 1 Connection cross sections directly pluggable

Conductor cross section rigid	0.5 mm <sup>2</sup> ... 6 mm <sup>2</sup>
Conductor cross section, rigid [AWG]	20 ... 10 (converted acc. to IEC)
Conductor cross-section flexible (ferrule without plastic sleeve)	0.5 mm <sup>2</sup> ... 4 mm <sup>2</sup>
Flexible conductor cross section (ferrule with plastic sleeve)	0.5 mm <sup>2</sup> ... 4 mm <sup>2</sup>

## Level 2 Connection cross sections directly pluggable

Conductor cross section rigid	0.5 mm <sup>2</sup> ... 6 mm <sup>2</sup>
Conductor cross section, rigid [AWG]	20 ... 10 (converted acc. to IEC)
Conductor cross-section flexible (ferrule without plastic sleeve)	0.5 mm <sup>2</sup> ... 4 mm <sup>2</sup>
Flexible conductor cross section (ferrule with plastic sleeve)	0.5 mm <sup>2</sup> ... 4 mm <sup>2</sup>

## Ex data

### Rated data (ATEX/IECEx)

Identification	Ⓔ II 3 G Ex ec IIC Gc
Operating temperature range	-60 °C ... 130 °C
Ex-certified accessories	3002619 D-PT 4-PE/L/HESI 1205066 SZS 1,0X4,0 VDE

# PT 4-L/HESILED 24 (5X20) - Fuse modular terminal block



3002609

<https://www.phoenixcontact.com/sg/products/3002609>

	3022276 CLIPFIX 35-5
	3022218 CLIPFIX 35
List of bridges	Plug-in bridge / FBS 2-6 / 3030336
	Plug-in bridge / FBS 3-6 / 3030242
	Plug-in bridge / FBS 4-6 / 3030255
	Plug-in bridge / FBS 5-6 / 3030349
	Plug-in bridge / FBS 10-6 / 3030271
	Plug-in bridge / FBS 20-6 / 3030365
Bridge data	19 A / 4 mm <sup>2</sup>
Rated voltage	275 V
for bridging with bridge	275 V
- At bridging between non-adjacent terminal blocks	275 V
- At cut-to-length bridging with cover	275 V
Rated insulation voltage	250 V
output	(Permanent)

## Ex connection data General

Nominal cross section	4 mm <sup>2</sup>
Rated cross section AWG	12
Connection capacity rigid	0.2 mm <sup>2</sup> ... 6 mm <sup>2</sup>
Connection capacity AWG	24 ... 10
Connection capacity flexible	0.2 mm <sup>2</sup> ... 4 mm <sup>2</sup>
Connection capacity AWG	24 ... 12
output	(Permanent)

## Ex level Level 2

Rated current	29 A (4 mm <sup>2</sup> )
Maximum load current	32 A (6 mm <sup>2</sup> )
Contact resistance	0.9 mΩ
Temperature increase	40 K (29 A/4 mm <sup>2</sup> )
output	(Permanent)

## Ex level Level 3

Rated current	6.3 A (4 mm <sup>2</sup> )
Maximum load current	6.3 A (6 mm <sup>2</sup> )
Contact resistance	5 mΩ

## Dimensions

Width	6.2 mm
Height	119.5 mm
Depth	82.6 mm
Depth on NS 35/7,5	84.1 mm
Depth on NS 35/15	91.6 mm

## Material specifications

# PT 4-L/HESILED 24 (5X20) - Fuse modular terminal block



3002609

<https://www.phoenixcontact.com/sg/products/3002609>

Color	black (RAL 9005)
Flammability rating according to UL 94	V0
Insulating material group	I
Insulating material	PA
Static insulating material application in cold	-60 °C
Relative insulation material temperature index (Elec., UL 746 B)	130 °C
Fire protection for rail vehicles (DIN EN 45545-2) R22	HL 1 - HL 3
Fire protection for rail vehicles (DIN EN 45545-2) R23	HL 1 - HL 3
Fire protection for rail vehicles (DIN EN 45545-2) R24	HL 1 - HL 3
Fire protection for rail vehicles (DIN EN 45545-2) R26	HL 1 - HL 3
Surface flammability NFPA 130 (ASTM E 162)	passed
Specific optical density of smoke NFPA 130 (ASTM E 662)	passed
Smoke gas toxicity NFPA 130 (SMP 800C)	passed

## Mechanical properties

### Mechanical data

Open side panel	Yes
-----------------	-----

## Environmental and real-life conditions

### Oscillation/broadband noise

Specification	DIN EN 50155 (VDE 0115-200):2008-03
Spectrum	Service life test category 1, class B, body mounted
Frequency	$f_1 = 5 \text{ Hz}$ to $f_2 = 150 \text{ Hz}$
ASD level	$0.964 \text{ (m/s}^2\text{)}^2\text{/Hz}$
Acceleration	0.58g
Test duration per axis	5 h
Test directions	X-, Y- and Z-axis
Result	Test passed

### Shocks

Specification	DIN EN 50155 (VDE 0115-200):2008-03
Pulse shape	Half-sine
Acceleration	5g
Shock duration	30 ms
Number of shocks per direction	3
Test directions	X-, Y- and Z-axis (pos. and neg.)
Result	Test passed

### Ambient conditions

Ambient temperature (operation)	-60 °C ... 110 °C (Operating temperature range incl. self-heating; for max. short-term operating temperature, see RTI Elec.)
Ambient temperature (storage/transport)	-25 °C ... 60 °C (for a short time, not exceeding 24 h, -60 °C to +70 °C)
Ambient temperature (assembly)	-5 °C ... 70 °C
Ambient temperature (actuation)	-5 °C ... 70 °C

# PT 4-L/HESILED 24 (5X20) - Fuse modular terminal block



3002609

<https://www.phoenixcontact.com/sg/products/3002609>

Permissible humidity (operation)	20 % ... 90 %
Permissible humidity (storage/transport)	30 % ... 70 %

## Standards and regulations

Connection in acc. with standard	IEC 60947-7-3
	IEC 60947-7-3

## Mounting

Mounting type	NS 35/7,5
	NS 35/15

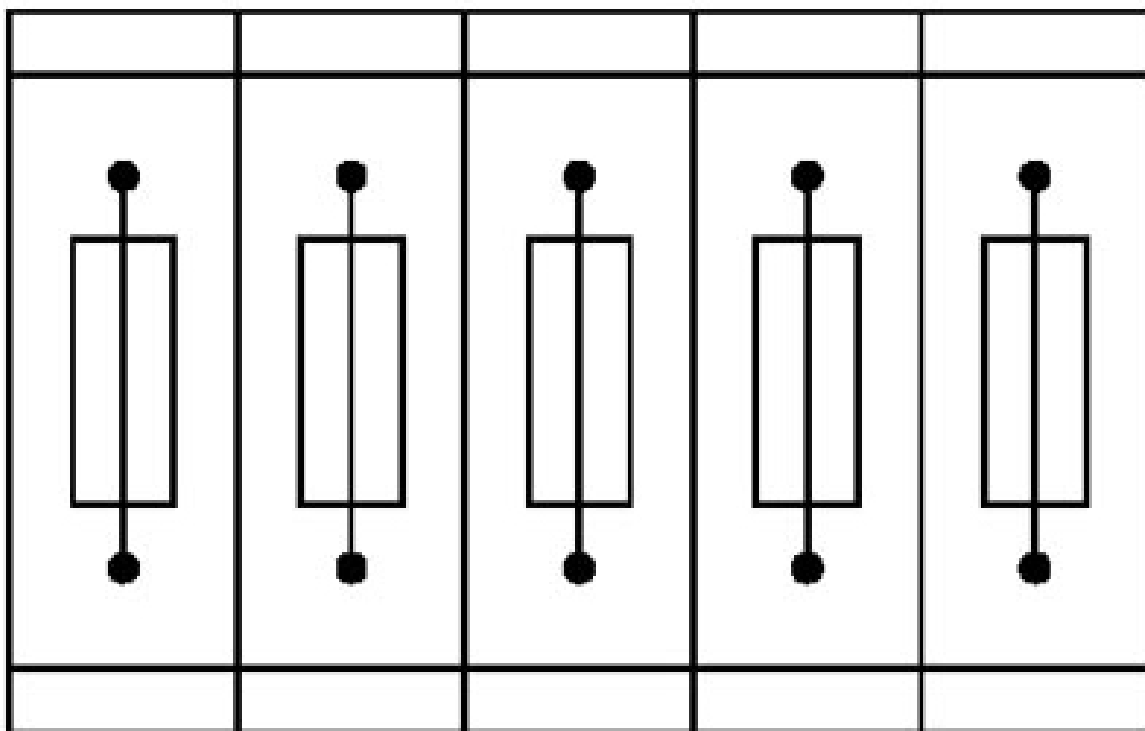
# PT 4-L/HESILED 24 (5X20) - Fuse modular terminal block

3002609

<https://www.phoenixcontact.com/sg/products/3002609>

## Drawings

### Application drawing



Fuse terminal blocks in interconnected arrangement,  
block consisting of 5 fuse terminal blocks

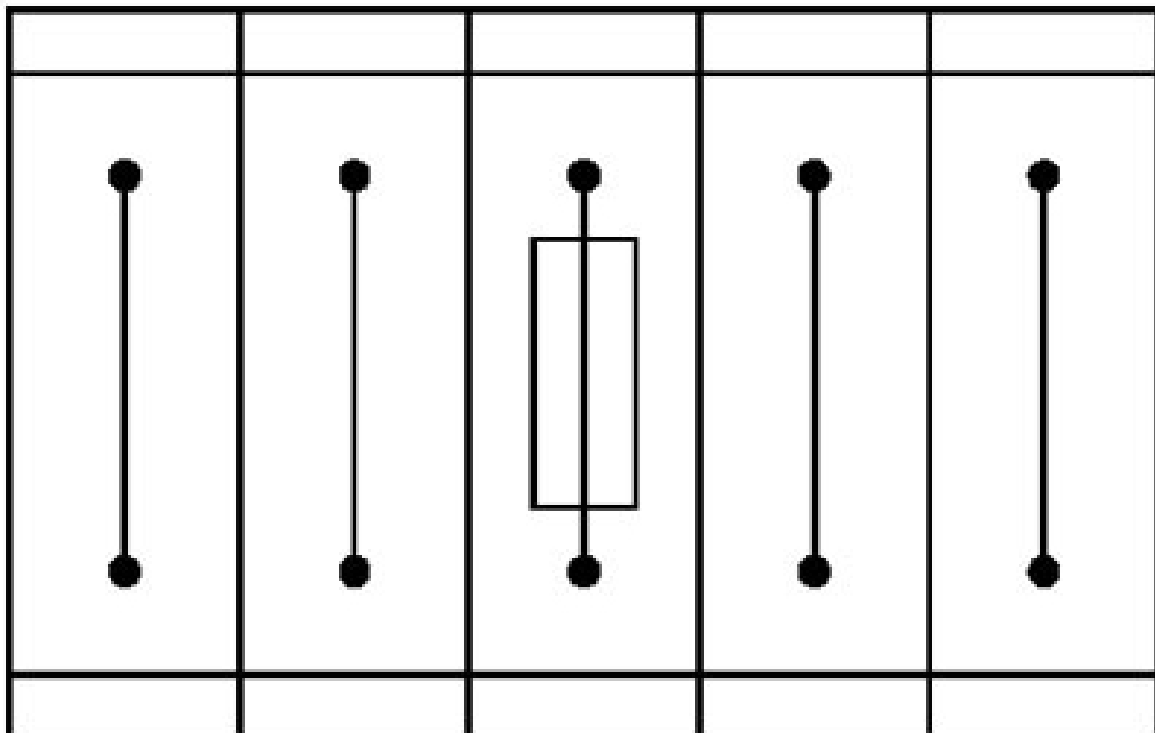
# PT 4-L/HESILED 24 (5X20) - Fuse modular terminal block



3002609

<https://www.phoenixcontact.com/sg/products/3002609>

Application drawing



Fuse terminal block in single arrangement,  
block consisting of one fuse terminal block and 4 feed-through terminal blocks

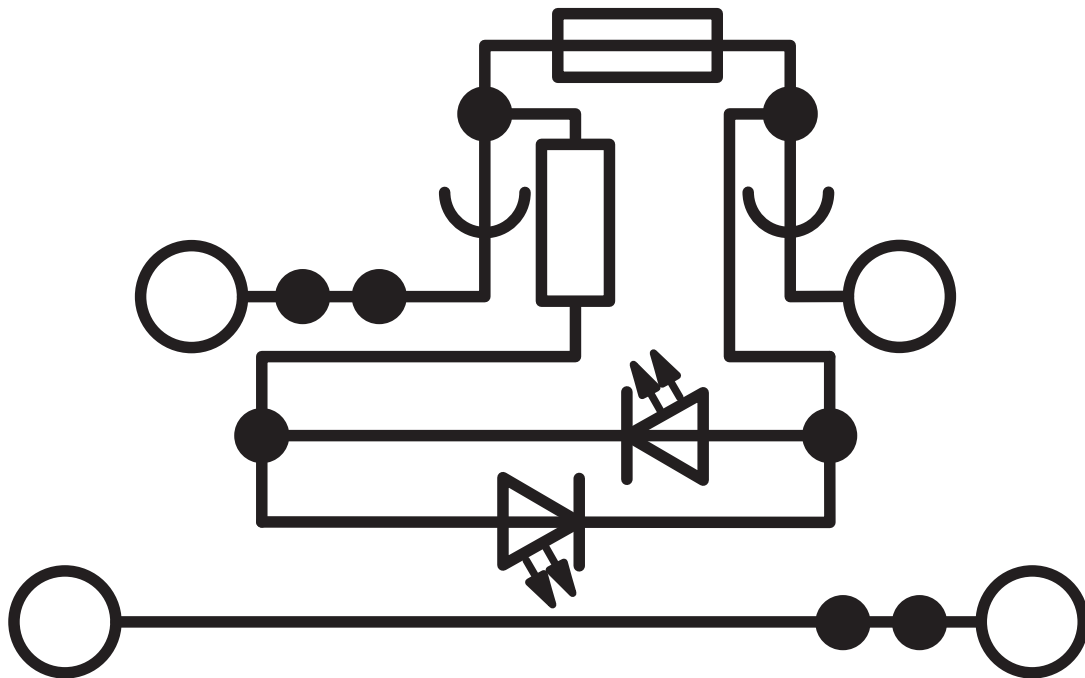


# PT 4-L/HESILED 24 (5X20) - Fuse modular terminal block

3002609

<https://www.phoenixcontact.com/sg/products/3002609>

Circuit diagram



# PT 4-L/HESILED 24 (5X20) - Fuse modular terminal block




3002609


<https://www.phoenixcontact.com/sg/products/3002609>


## Approvals


To download certificates, visit the product detail page: <https://www.phoenixcontact.com/sg/products/3002609>


 <b>CSA</b> Approval ID: 13631				
	Nominal voltage $U_N$	Nominal current $I_N$	Cross section AWG	Cross section $mm^2$
<b>Use group B</b>				
upper level	300 V	6.3 A	24 - 10	-
lower level	300 V	20 A	24 - 10	-
<b>Use group C</b>				
upper level	300 V	6.3 A	24 - 10	-
lower level	300 V	20 A	24 - 10	-
<b>Use group D</b>				
	600 V	5 A	24 - 10	-


 <b>EAC</b> Approval ID: RU C-DE.BL08.B.00644				
---	--	--	--	--

 <b>cULus Recognized</b> Approval ID: E60425				
--	--	--	--	--

 <b>cULus Recognized</b> Approval ID: E60425				
--	--	--	--	--

 <b>cULus Recognized</b> Approval ID: E60425				
--	--	--	--	--

 <b>cUL Recognized</b> Approval ID: E192998				
	Nominal voltage $U_N$	Nominal current $I_N$	Cross section AWG	Cross section $mm^2$
Feed-through	275 V	20 A	24 - 10	24 - 10
depending on the LED display	275 V	6.3 A	24 - 10	24 - 10

 <b>UL Recognized</b> Approval ID: E192998				
	Nominal voltage $U_N$	Nominal current $I_N$	Cross section AWG	Cross section $mm^2$
Feed-through	275 V	20 A	24 - 10	-
depending on the LED display	275 V	6.3 A	24 - 10	-

# PT 4-L/HESILED 24 (5X20) - Fuse modular terminal block



3002609

<https://www.phoenixcontact.com/sg/products/3002609>



**CCC**

Approval ID: 2020322313000626



**UKCA-EX**

Approval ID: CSAE 21UKEX3605U



**IECEx**

Approval ID: IECExKIWA17.0025U



**ATEX**

Approval ID: KIWA17ATEX0045U



**EAC Ex**

Approval ID: KZ 7500525010101950

**cULus Recognized**

# PT 4-L/HESILED 24 (5X20) - Fuse modular terminal block



3002609

<https://www.phoenixcontact.com/sg/products/3002609>

## Classifications

### ECLASS

ECLASS-11.0	27141116
ECLASS-12.0	27141116
ECLASS-13.0	27250113

### ETIM

ETIM 9.0	EC000899
----------	----------

### UNSPSC

UNSPSC 21.0	39121400
-------------	----------

# PT 4-L/HESILED 24 (5X20) - Fuse modular terminal block



3002609

<https://www.phoenixcontact.com/sg/products/3002609>

## Environmental product compliance

### EU RoHS

Fulfills EU RoHS substance requirements	Yes, No exemptions
---	--------------------

### China RoHS

Environment friendly use period (EFUP)	EFUP-E
	No hazardous substances above the limits

### EU REACH SVHC

REACH candidate substance (CAS No.)	No substance above 0.1 wt%
-------------------------------------	----------------------------

Phoenix Contact 2025 © - all rights reserved  
<https://www.phoenixcontact.com>

PHOENIX CONTACT SEA Pte. Ltd.  
105 Eunos Avenue 3, #04-00  
Singapore 409836  
+65 6228 4900  
[marketing@phoenixcontact.com.sg](mailto:marketing@phoenixcontact.com.sg)