


QTTCB 1,5-DIO/O-U - Component terminal block



3206241

<https://www.phoenixcontact.com/sg/products/3206241>

Please be informed that the data shown in this PDF document is generated from our online catalog. Please find the complete data in the user documentation. Our general terms of use for downloads are valid.



Component terminal block, The max. current is determined by the diode. Installed: Diode 1N 4007, reverse voltage: 1300 V, maximum continuous current: 0.5 A., with integrated diode, nom. voltage: 500 V, nominal current: 17.5 A, connection method: Quick connection, 1st and 2nd level, Rated cross section: 1.5 mm², cross section: 0.25 mm² - 1.5 mm², mounting type: NS 35/7,5, NS 35/15, color: gray

Your advantages

- Ground terminal blocks of the same shape are available

Commercial data

Item number	3206241
Packing unit	50 pc
Minimum order quantity	50 pc
Note	Made to order (non-returnable)
Sales key	0173*
Product key	BE3172
Catalog page	Page 259 (C-1-2019)
GTIN	4017918936228
Weight per piece (including packing)	17.2 g
Weight per piece (excluding packing)	17.2 g
Customs tariff number	85369010
Country of origin	CN

QTTCB 1,5-DIO/O-U - Component terminal block



3206241

<https://www.phoenixcontact.com/sg/products/3206241>

Technical data

Notes

General	The max. current is determined by the diode. Installed: Diode 1N 4007, reverse voltage: 1300 V, maximum continuous current: 0.5 A.
---------	--

Product properties

Product type	Component terminal block
Number of positions	2
Number of connections	4
Number of rows	2

Insulation characteristics

Overvoltage category	III
Degree of pollution	3

Electrical properties

Rated surge voltage	6 kV
Maximum power dissipation for nominal condition	0.56 W

Connection data

Number of connections per level	2
Frequency of connections with the same cross section	100
Nominal cross section	1.5 mm ²

1st and 2nd level

Material wire insulation	PVC / PE
Conductor cross section rigid	0.25 mm ² ... 1.5 mm ²
Cross section AWG	24 ... 16 (converted acc. to IEC)
Conductor cross section flexible	0.25 mm ² ... 1.5 mm ²
Conductor cross section, flexible [AWG]	24 ... 16 (converted acc. to IEC)
Nominal current	17.5 A
Maximum load current	17.5 A (with 1.5 mm ² conductor cross section)
Nominal voltage	500 V
Nominal cross section	1.5 mm ²

Dimensions

Width	5.2 mm
End cover width	2.2 mm
Height	99.6 mm
Depth on NS 35/7,5	49.9 mm
Depth on NS 35/15	57.4 mm

Material specifications

QTTCB 1,5-DIO/O-U - Component terminal block



3206241

<https://www.phoenixcontact.com/sg/products/3206241>

Color	gray (RAL 7042)
Flammability rating according to UL 94	V0
Insulating material group	I
Insulating material	PA
Static insulating material application in cold	-60 °C
Temperature index of insulation material (DIN EN 60216-1 (VDE 0304-21))	130 °C
Relative insulation material temperature index (Elec., UL 746 B)	130 °C
Fire protection for rail vehicles (DIN EN 45545-2) R22	HL 1 - HL 3
Fire protection for rail vehicles (DIN EN 45545-2) R23	HL 1 - HL 3
Fire protection for rail vehicles (DIN EN 45545-2) R24	HL 1 - HL 3
Fire protection for rail vehicles (DIN EN 45545-2) R26	HL 1 - HL 3
Calorimetric heat release NFPA 130 (ASTM E 1354)	28 MJ/kg
Surface flammability NFPA 130 (ASTM E 162)	passed
Specific optical density of smoke NFPA 130 (ASTM E 662)	passed
Smoke gas toxicity NFPA 130 (SMP 800C)	passed

Mechanical properties

Mechanical data

Open side panel	Yes
-----------------	-----

Environmental and real-life conditions

Ambient conditions

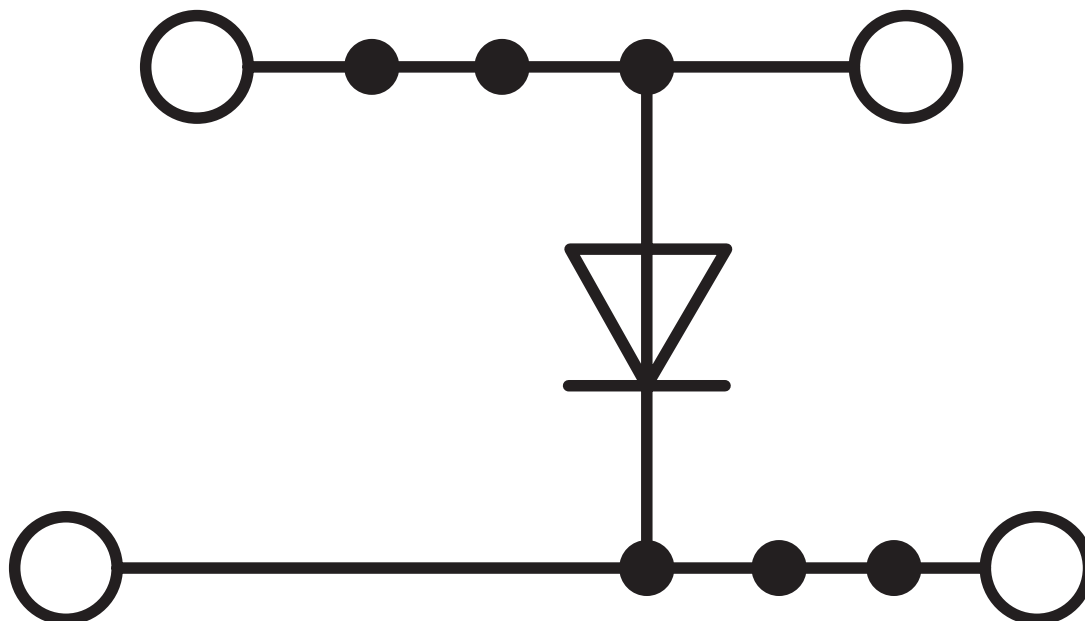
Ambient temperature (operation)	-60 °C ... 105 °C (max. short-term operating temperature RTI Elec.)
Ambient temperature (storage/transport)	-25 °C ... 60 °C (for a short time, not exceeding 24 h, -60 °C to +70 °C)
Ambient temperature (assembly)	-5 °C ... 70 °C
Ambient temperature (actuation)	-5 °C ... 70 °C
Permissible humidity (storage/transport)	30 % ... 70 %

Mounting

Mounting type	NS 35/7,5
	NS 35/15

Drawings

Circuit diagram



QTTCB 1,5-DIO/O-U - Component terminal block




3206241


<https://www.phoenixcontact.com/sg/products/3206241>

Approvals

To download certificates, visit the product detail page: <https://www.phoenixcontact.com/sg/products/3206241>

 CSA Approval ID: 2030668				
	Nominal voltage U_N	Nominal current I_N	Cross section AWG	Cross section mm^2
Use group B	300 V	10 A	24 - 16	-
Use group C	300 V	10 A	24 - 16	-
Use group D	600 V	10 A	24 - 16	-

 EAC Approval ID: RU C-DE.BL08.B.00539				
---	--	--	--	--

 cULus Recognized Approval ID: E60425				
	Nominal voltage U_N	Nominal current I_N	Cross section AWG	Cross section mm^2
Use group B	300 V	10 A	24 - 16	-
Use group C	300 V	10 A	24 - 16	-
Use group D	600 V	5 A	24 - 16	-

 LR Approval ID: LR2002130TA				
---	--	--	--	--

 ClassNK Approval ID: 09 ME 139				
--	--	--	--	--

ABS Approval ID: 22-2196825-PDA				
---	--	--	--	--

DNV Approval ID: TAE000014H				
---------------------------------------	--	--	--	--

QTTCB 1,5-DIO/O-U - Component terminal block



3206241

<https://www.phoenixcontact.com/sg/products/3206241>

Classifications

ECLASS

ECLASS-11.0	27141127
ECLASS-12.0	27141127
ECLASS-13.0	27250114

ETIM

ETIM 9.0	EC000903
----------	----------

UNSPSC

UNSPSC 21.0	39121400
-------------	----------

QTTCB 1,5-DIO/O-U - Component terminal block



3206241

<https://www.phoenixcontact.com/sg/products/3206241>

Environmental product compliance

EU RoHS

Fulfills EU RoHS substance requirements	Yes
Exemption	7(a)

China RoHS

Environment friendly use period (EFUP)	EFUP-50
	An article-related China RoHS declaration table can be found in the download area for the respective article under "Manufacturer declaration". For all articles with EFUP-E, no China RoHS declaration table issued and required.

EU REACH SVHC

REACH candidate substance (CAS No.)	Lead(CAS: 7439-92-1)
SCIP	c46b7b45-e391-4b9e-bd66-d54ead6bbb0a

Phoenix Contact 2025 © - all rights reserved

<https://www.phoenixcontact.com>

PHOENIX CONTACT SEA Pte. Ltd.

105 Eunos Avenue 3, #04-00

Singapore 409836

+65 6228 4900

marketing@phoenixcontact.com.sg