

ST 1,5-TWIN BK - Feed-through terminal block



3037300

<https://www.phoenixcontact.com/sg/products/3037300>

Please be informed that the data shown in this PDF document is generated from our online catalog. Please find the complete data in the user documentation. Our general terms of use for downloads are valid.



Feed-through terminal block, nom. voltage: 500 V, nominal current: 17.5 A, number of connections: 3, connection method: Spring-cage connection, Rated cross section: 1.5 mm², cross section: 0.08 mm² - 1.5 mm², mounting type: NS 35/7,5, NS 35/15, color: black

Your advantages

- The consistent double function shaft offers every opportunity for time-saving potential distribution and accommodating test accessories
- User-friendly implementation of all potential branching tasks
- Space-saving and practical multi-conductor connection without additional bridges

Commercial data

Item number	3037300
Packing unit	50 pc
Minimum order quantity	50 pc
Sales key	0163*
Product key	BE2112
Catalog page	Page 212 (C-3-2013)
GTIN	4017918599676
Weight per piece (including packing)	6.56 g
Weight per piece (excluding packing)	6.544 g
Customs tariff number	85369010
Country of origin	DE

ST 1,5-TWIN BK - Feed-through terminal block



3037300

<https://www.phoenixcontact.com/sg/products/3037300>

Technical data

Product properties

Product type	Multi-conductor terminal block
Number of connections	3
Number of rows	1
Potentials	1

Insulation characteristics

Overvoltage category	III
Degree of pollution	3

Electrical properties

Rated surge voltage	6 kV
Maximum power dissipation for nominal condition	0.56 W

Connection data

Number of connections per level	3
Nominal cross section	1.5 mm ²
Stripping length	8 mm ... 10 mm
Internal cylindrical gage	A1
Connection in acc. with standard	IEC 60947-7-1
Conductor cross section rigid	0.08 mm ² ... 1.5 mm ²
Cross section AWG	28 ... 16 (converted acc. to IEC)
Conductor cross section flexible	0.08 mm ² ... 1.5 mm ²
Conductor cross section, flexible [AWG]	28 ... 16 (converted acc. to IEC)
Conductor cross-section flexible (ferrule without plastic sleeve)	0.14 mm ² ... 1.5 mm ²
Flexible conductor cross section (ferrule with plastic sleeve)	0.14 mm ² ... 1.5 mm ²
2 conductors with the same cross section, flexible, with TWIN ferrule with plastic sleeve	0.5 mm ²
Nominal current	17.5 A (with 1.5 mm ² conductor cross section)
Maximum load current	17.5 A (in case of a 1.5 mm ² conductor cross section, the maximum load current must not be exceeded by the total current of all connected conductors.)
Nominal voltage	500 V
Nominal cross section	1.5 mm ²

Ex data

Rated data (ATEX/IECEx)

Identification	⊕ II 2 GD Ex eb IIC Gb
Operating temperature range	-60 °C ... 85 °C
Ex-certified accessories	3030488 D-ST 2,5-TWIN 3030789 ATP-ST-TWIN 3036602 DS-ST 2,5

ST 1,5-TWIN BK - Feed-through terminal block



3037300

<https://www.phoenixcontact.com/sg/products/3037300>

	1204504 SZF 0-0,4X2,5
	3022276 CLIPFIX 35-5
	3022218 CLIPFIX 35
List of bridges	Plug-in bridge / FBS 2-4 / 3030116
	Plug-in bridge / FBS 3-4 / 3030129
	Plug-in bridge / FBS 4-4 / 3030132
	Plug-in bridge / FBS 5-4 / 3030145
	Plug-in bridge / FBS 10-4 / 3030158
	Plug-in bridge / FBS 20-4 / 3030352
Bridge data	16.5 A (1.5 mm ²)
Ex temperature increase	40 K (19.4 A / 1.5 mm ²)
Rated voltage	440 V
for bridging with bridge	440 V
- At bridging between non-adjacent terminal blocks	352 V
- At cut-to-length bridging with cover	220 V
- At cut-to-length bridging with partition plate	275 V
Rated insulation voltage	400 V
output	(Permanent)

Ex level General

Rated current	17.5 A
Maximum load current	17.5 A
Contact resistance	1.43 mΩ

Ex connection data General

Nominal cross section	1.5 mm ²
Rated cross section AWG	16
Connection capacity rigid	0.08 mm ² ... 1.5 mm ²
Connection capacity AWG	28 ... 16
Connection capacity flexible	0.08 mm ² ... 1.5 mm ²
Connection capacity AWG	28 ... 16

Dimensions

Width	4.2 mm
End cover width	2.2 mm
Height	60.5 mm
Depth on NS 35/7,5	36.5 mm
Depth on NS 35/15	44 mm

Material specifications

Color	black (RAL 9005)
Flammability rating according to UL 94	V0
Insulating material group	I
Insulating material	PA
Static insulating material application in cold	-60 °C

ST 1,5-TWIN BK - Feed-through terminal block



3037300

<https://www.phoenixcontact.com/sg/products/3037300>

Relative insulation material temperature index (Elec., UL 746 B)	130 °C
Fire protection for rail vehicles (DIN EN 45545-2) R22	HL 1 - HL 3
Fire protection for rail vehicles (DIN EN 45545-2) R23	HL 1 - HL 3
Fire protection for rail vehicles (DIN EN 45545-2) R24	HL 1 - HL 3
Fire protection for rail vehicles (DIN EN 45545-2) R26	HL 1 - HL 3
Surface flammability NFPA 130 (ASTM E 162)	passed
Specific optical density of smoke NFPA 130 (ASTM E 662)	passed
Smoke gas toxicity NFPA 130 (SMP 800C)	passed

Electrical tests

Surge voltage test

Test voltage setpoint	7.3 kV
Result	Test passed

Temperature-rise test

Requirement temperature-rise test	Increase in temperature ≤ 45 K
Result	Test passed
Short-time withstand current 1.5 mm ²	0.18 kA
Result	Test passed

Power-frequency withstand voltage

Test voltage setpoint	1.89 kV
Result	Test passed

Mechanical properties

Mechanical data

Open side panel	Yes
-----------------	-----

Mechanical tests

Mechanical strength

Result	Test passed
--------	-------------

Attachment on the carrier

DIN rail/fixing support	NS 32/NS 35
Result	Test passed

Test for conductor damage and slackening

Rotation speed	10 (+/- 2) rpm
Revolutions	135
Conductor cross section/weight	0.14 mm ² / 0.2 kg
	0.2 mm ² / 0.2 kg
	1.5 mm ² / 0.4 kg
Result	Test passed

Environmental and real-life conditions

ST 1,5-TWIN BK - Feed-through terminal block



3037300

<https://www.phoenixcontact.com/sg/products/3037300>

Aging

Temperature cycles	192
Result	Test passed

Needle-flame test

Time of exposure	30 s
Result	Test passed

Oscillation/broadband noise

Specification	DIN EN 50155 (VDE 0115-200):2018-05
Spectrum	Long life test category 2, bogie-mounted
Frequency	$f_1 = 5 \text{ Hz}$ to $f_2 = 250 \text{ Hz}$
ASD level	$6.12 \text{ (m/s}^2\text{)}^2\text{/Hz}$
Acceleration	3.12g
Test duration per axis	5 h
Test directions	X-, Y- and Z-axis
Result	Test passed

Shocks

Specification	DIN EN 50155 (VDE 0115-200):2008-03
Pulse shape	Half-sine
Acceleration	5g
Shock duration	30
Number of shocks per direction	3
Test directions	X-, Y- and Z-axis (pos. and neg.)
Result	Test passed

Ambient conditions

Ambient temperature (operation)	-60 °C ... 110 °C (Operating temperature range incl. self-heating; for max. short-term operating temperature, see RTI Elec.)
Ambient temperature (storage/transport)	-25 °C ... 60 °C (for a short time, not exceeding 24 h, -60 °C to +70 °C)
Ambient temperature (assembly)	-5 °C ... 70 °C
Ambient temperature (actuation)	-5 °C ... 70 °C
Permissible humidity (operation)	20 % ... 90 %
Permissible humidity (storage/transport)	30 % ... 70 %

Standards and regulations

Connection in acc. with standard	IEC 60947-7-1
----------------------------------	---------------

Mounting

Mounting type	NS 35/7,5
	NS 35/15

ST 1,5-TWIN BK - Feed-through terminal block

3037300

<https://www.phoenixcontact.com/sg/products/3037300>



Drawings

Circuit diagram



ST 1,5-TWIN BK - Feed-through terminal block





3037300


<https://www.phoenixcontact.com/sg/products/3037300>


Approvals


To download certificates, visit the product detail page: <https://www.phoenixcontact.com/sg/products/3037300>


 CSA Approval ID: 13631				
	Nominal voltage U_N	Nominal current I_N	Cross section AWG	Cross section mm^2
Use group B	300 V	15 A	26 - 14	-
Use group C	300 V	15 A	26 - 14	-

 IECEE CB Scheme Approval ID: DE1-63027_A1				
	Nominal voltage U_N	Nominal current I_N	Cross section AWG	Cross section mm^2
	500 V	17.5 A	-	0.2 - 1.5

 KR Approval ID: HMB17372-EL002				
--	--	--	--	--

 NK Approval ID: 09 ME 140				
---	--	--	--	--

 VDE approval of drawings Approval ID: 40009031				
	Nominal voltage U_N	Nominal current I_N	Cross section AWG	Cross section mm^2
	500 V	17.5 A	-	0.2 - 1.5

 cULus Recognized Approval ID: E60425				
	Nominal voltage U_N	Nominal current I_N	Cross section AWG	Cross section mm^2
Use group B	300 V	15 A	26 - 14	-
Use group C	300 V	15 A	26 - 14	-
Use group D	600 V	5 A	26 - 14	-


DNV Approval ID: TAE00001CS				
---------------------------------------	--	--	--	--


ST 1,5-TWIN BK - Feed-through terminal block





3037300

<https://www.phoenixcontact.com/sg/products/3037300>

 ATEX Approval ID: KEMA01ATEX2129U				
	Nominal voltage U_N	Nominal current I_N	Cross section AWG	Cross section mm^2
Type examination certificate	440 V	17.5 A	-	0.08 - 1.5

 IECEX Approval ID: IECEX KEM 06.0043U				
	Nominal voltage U_N	Nominal current I_N	Cross section AWG	Cross section mm^2
	440 V	17.5 A	-	0.08 - 1.5

 CCC Approval ID: 2020322313000621				
---	--	--	--	--

 UKCA-EX Approval ID: DEKRA 21UKEX0302U				
--	--	--	--	--

ST 1,5-TWIN BK - Feed-through terminal block



3037300

<https://www.phoenixcontact.com/sg/products/3037300>

Classifications

ECLASS

ECLASS-11.0	27141120
ECLASS-13.0	27250101

ETIM

ETIM 9.0	EC000897
----------	----------

UNSPSC

UNSPSC 21.0	39121400
-------------	----------

ST 1,5-TWIN BK - Feed-through terminal block



3037300

<https://www.phoenixcontact.com/sg/products/3037300>

Environmental product compliance

EU RoHS

Fulfills EU RoHS substance requirements	Yes, No exemptions
---	--------------------

China RoHS

Environment friendly use period (EFUP)	EFUP-E
	No hazardous substances above the limits

EU REACH SVHC

REACH candidate substance (CAS No.)	No substance above 0.1 wt%
-------------------------------------	----------------------------

Phoenix Contact 2025 © - all rights reserved
<https://www.phoenixcontact.com>

PHOENIX CONTACT SEA Pte. Ltd.
105 Eunos Avenue 3, #04-00
Singapore 409836
+65 6228 4900
marketing@phoenixcontact.com.sg