


# UT 4-PE/L-DIO/R-L P/P - Component terminal block



3046235

<https://www.phoenixcontact.com/sg/products/3046235>

Please be informed that the data shown in this PDF document is generated from our online catalog. Please find the complete data in the user documentation. Our general terms of use for downloads are valid.



Component terminal block, With test socket screws for insertion of test plugs, nom. voltage: 500 V, nominal current: 0.5 A, number of connections: 2, connection method: Screw connection, Rated cross section: 4 mm<sup>2</sup>, cross section: 0.14 mm<sup>2</sup> - 6 mm<sup>2</sup>, mounting type: NS 35/7,5, NS 35/15, color: gray

## Commercial data

Item number	3046235
Packing unit	50 pc
Minimum order quantity	50 pc
Sales key	*****
Product key	BE1124
Catalog page	Page 168 (C-1-2019)
GTIN	4046356416269
Weight per piece (including packing)	21.3 g
Weight per piece (excluding packing)	21.3 g
Customs tariff number	85369010
Country of origin	PL

# UT 4-PE/L-DIO/R-L P/P - Component terminal block



3046235

<https://www.phoenixcontact.com/sg/products/3046235>

## Technical data

### Product properties

Product type	Ground terminal block
Number of connections	2
Number of rows	1

### Insulation characteristics

Overvoltage category	III
----------------------	-----

### Electrical properties

Rated surge voltage	8 kV
Maximum power dissipation for nominal condition	1.02 W

### Connection data

Number of connections per level	2
Nominal cross section	4 mm <sup>2</sup>
Rated cross section AWG	10
Screw thread	M3
Note	Please observe the current carrying capacity of the DIN rails.
Tightening torque	0.6 ... 0.8 Nm
Stripping length	9 mm
Internal cylindrical gage	A4
Conductor cross section rigid	0.14 mm <sup>2</sup> ... 6 mm <sup>2</sup>
Cross section AWG	26 ... 10 (converted acc. to IEC)
Conductor cross section flexible	0.14 mm <sup>2</sup> ... 6 mm <sup>2</sup>
Conductor cross section, flexible [AWG]	26 ... 10 (converted acc. to IEC)
Conductor cross-section flexible (ferrule without plastic sleeve)	0.14 mm <sup>2</sup> ... 4 mm <sup>2</sup>
Flexible conductor cross section (ferrule with plastic sleeve)	0.14 mm <sup>2</sup> ... 4 mm <sup>2</sup>
Nominal current	0.5 A
Maximum load current	0.5 A
Nominal voltage	500 V
Nominal cross section	4 mm <sup>2</sup>

### Dimensions

Width	6.2 mm
Height	70.8 mm
Depth on NS 35/7,5	47.5 mm
Depth on NS 35/15	55 mm

### Material specifications

Color	gray (RAL 7042)
Flammability rating according to UL 94	V0
Insulating material	PA

# UT 4-PE/L-DIO/R-L P/P - Component terminal block



3046235

<https://www.phoenixcontact.com/sg/products/3046235>

Static insulating material application in cold	-60 °C
Temperature index of insulation material (DIN EN 60216-1 (VDE 0304-21))	130 °C
Relative insulation material temperature index (Elec., UL 746 B)	130 °C
Fire protection for rail vehicles (DIN EN 45545-2) R22	HL 1 - HL 3
Fire protection for rail vehicles (DIN EN 45545-2) R23	HL 1 - HL 3
Fire protection for rail vehicles (DIN EN 45545-2) R24	HL 1 - HL 3
Fire protection for rail vehicles (DIN EN 45545-2) R26	HL 1 - HL 3
Calorimetric heat release NFPA 130 (ASTM E 1354)	28 MJ/kg
Surface flammability NFPA 130 (ASTM E 162)	passed
Specific optical density of smoke NFPA 130 (ASTM E 662)	passed
Smoke gas toxicity NFPA 130 (SMP 800C)	passed

## Mechanical properties

### Mechanical data

Open side panel	Yes
-----------------	-----

## Environmental and real-life conditions

### Ambient conditions

Ambient temperature (operation)	-60 °C ... 110 °C (Operating temperature range incl. self-heating; for max. short-term operating temperature, see RTI Elec.)
Ambient temperature (storage/transport)	-25 °C ... 60 °C (for a short time, not exceeding 24 h, -60 °C to +70 °C)
Ambient temperature (assembly)	-5 °C ... 70 °C
Ambient temperature (actuation)	-5 °C ... 70 °C
Permissible humidity (operation)	20 % ... 90 %
Permissible humidity (storage/transport)	30 % ... 70 %

## Mounting

Mounting type	NS 35/7,5
	NS 35/15

# UT 4-PE/L-DIO/R-L P/P - Component terminal block

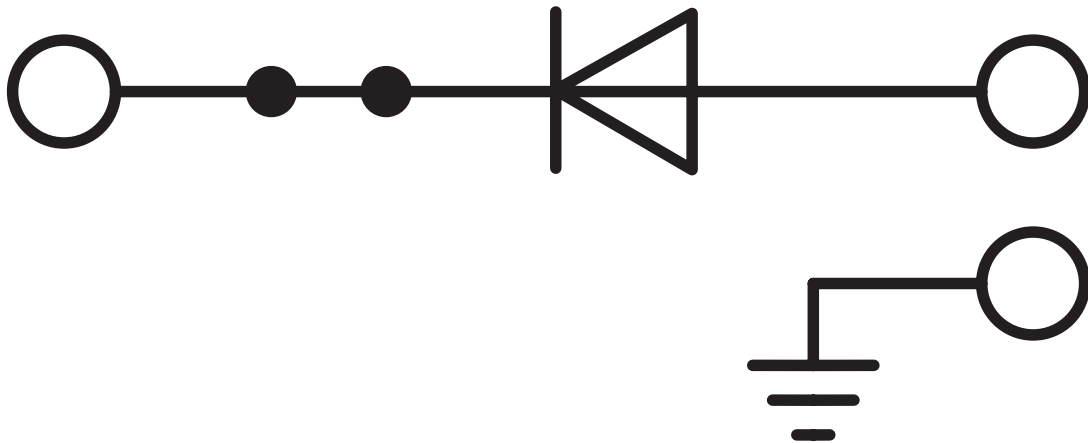


3046235

<https://www.phoenixcontact.com/sg/products/3046235>

## Drawings

Circuit diagram



# UT 4-PE/L-DIO/R-L P/P - Component terminal block



3046235


<https://www.phoenixcontact.com/sg/products/3046235>

## Approvals


To download certificates, visit the product detail page: <https://www.phoenixcontact.com/sg/products/3046235>

 **CSA**  
Approval ID: 13631

 **EAC**  
Approval ID: EACKZ 08593

 **cULus Recognized**  
Approval ID: E60425

 **CSA**  
Approval ID: 13631

 **cULus Recognized**  
Approval ID: E60425

# UT 4-PE/L-DIO/R-L P/P - Component terminal block



3046235

<https://www.phoenixcontact.com/sg/products/3046235>

## Classifications

### ECLASS

ECLASS-11.0	27141127
ECLASS-12.0	27141127
ECLASS-13.0	27250104

### ETIM

ETIM 9.0	EC000901
----------	----------

### UNSPSC

UNSPSC 21.0	39121400
-------------	----------

# UT 4-PE/L-DIO/R-L P/P - Component terminal block



3046235

<https://www.phoenixcontact.com/sg/products/3046235>

## Environmental product compliance

### EU RoHS

Fulfills EU RoHS substance requirements	Yes
Exemption	6(c), 7(a)

### China RoHS

Environment friendly use period (EFUP)	EFUP-50
	An article-related China RoHS declaration table can be found in the download area for the respective article under "Manufacturer declaration". For all articles with EFUP-E, no China RoHS declaration table issued and required.

### EU REACH SVHC

REACH candidate substance (CAS No.)	Lead(CAS: 7439-92-1)
SCIP	e1dd2132-f666-4c92-9607-88103093f18f

Phoenix Contact 2025 © - all rights reserved

<https://www.phoenixcontact.com>

PHOENIX CONTACT SEA Pte. Ltd.

105 Eunos Avenue 3, #04-00

Singapore 409836

+65 6228 4900

[marketing@phoenixcontact.com.sg](mailto:marketing@phoenixcontact.com.sg)