

HCC 4-F BK - Female insert



0716200

<https://www.phoenixcontact.com/sg/products/0716200>

Please be informed that the data shown in this PDF document is generated from our online catalog. Please find the complete data in the user documentation. Our general terms of use for downloads are valid.

Female insert, nom. voltage: 500 V, nominal current: 25 A, number of connections: 10, connection method: Screw connection, Rated cross section: 4 mm², cross section: 0.2 mm² - 4 mm², mounting type: direct screw connection, color: black



Commercial data

Item number	0716200
Packing unit	50 pc
Minimum order quantity	50 pc
Note	Made to order (non-returnable)
Sales key	0153*
Product key	BE1ZWX
GTIN	4046356155700
Weight per piece (including packing)	43.23 g
Weight per piece (excluding packing)	43.23 g
Customs tariff number	85366990
Country of origin	PL

HCC 4-F BK - Female insert



0716200

<https://www.phoenixcontact.com/sg/products/0716200>

Technical data

Product properties

Product type	High current terminal block
Pitch	7.62 mm
Number of connections	10
Number of rows	1

Insulation characteristics

Overvoltage category	III
Degree of pollution	3

Electrical properties

Rated surge voltage	6 kV
Maximum power dissipation for nominal condition	1.02 W

Connection data

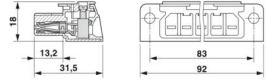
Number of connections per level	10
Nominal cross section	4 mm ²
Screw thread	M3
Tightening torque	0.5 ... 0.6 Nm
Stripping length	7 mm
Internal cylindrical gage	A4
Connection in acc. with standard	IEC 61984
Conductor cross section rigid	0.2 mm ² ... 4 mm ²
Cross section AWG	24 ... 12 (converted acc. to IEC)
Conductor cross section flexible	0.2 mm ² ... 4 mm ²
Conductor cross section, flexible [AWG]	24 ... 12 (converted acc. to IEC)
Conductor cross-section flexible (ferrule without plastic sleeve)	0.25 mm ² ... 4 mm ²
Flexible conductor cross section (ferrule with plastic sleeve)	0.25 mm ² ... 4 mm ²
2 conductors with same cross section, solid	0.2 mm ² ... 2.5 mm ²
2 conductors with same cross section, flexible	0.2 mm ² ... 2.5 mm ²
2 conductors with same cross section, flexible, with ferrule without plastic sleeve	0.25 mm ² ... 1.5 mm ²
2 conductors with the same cross section, flexible, with TWIN ferrule with plastic sleeve	0.5 mm ² ... 2.5 mm ²
Nominal current	25 A
Maximum load current	25 A (with 4 mm ² conductor cross section)
Nominal voltage	500 V
Nominal cross section	4 mm ²

Dimensions

HCC 4-F BK - Female insert

0716200

<https://www.phoenixcontact.com/sg/products/0716200>

Dimensional drawing	
Width	92 mm
Height	18 mm
Drill hole spacing	83 mm
Pitch	7.62 mm

Material specifications

Color	black (RAL 9005)
Flammability rating according to UL 94	V2
Insulating material group	I
Insulating material	PA
Static insulating material application in cold	-40 °C
Temperature index of insulation material (DIN EN 60216-1 (VDE 0304-21))	125 °C
Relative insulation material temperature index (Elec., UL 746 B)	125 °C

Mechanical properties

Mechanical data

Open side panel	No
-----------------	----

Technical data

Drill hole spacing	83 mm
--------------------	-------

Environmental and real-life conditions

Ambient conditions

Ambient temperature (storage/transport)	-25 °C ... 60 °C (for a short time, not exceeding 24 h, -60 °C to +70 °C)
Ambient temperature (assembly)	-5 °C ... 70 °C
Ambient temperature (actuation)	-5 °C ... 70 °C
Permissible humidity (storage/transport)	30 % ... 70 %

Standards and regulations

Connection in acc. with standard	IEC 61984
----------------------------------	-----------

Mounting

Mounting type	direct screw connection
---------------	-------------------------

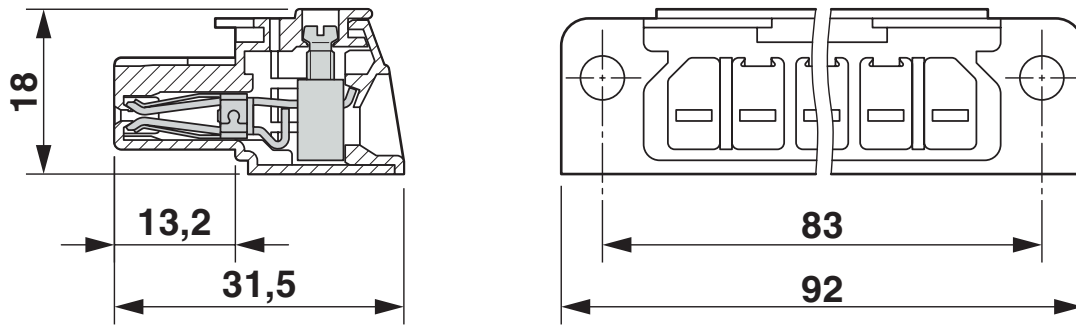
HCC 4-F BK - Female insert

0716200

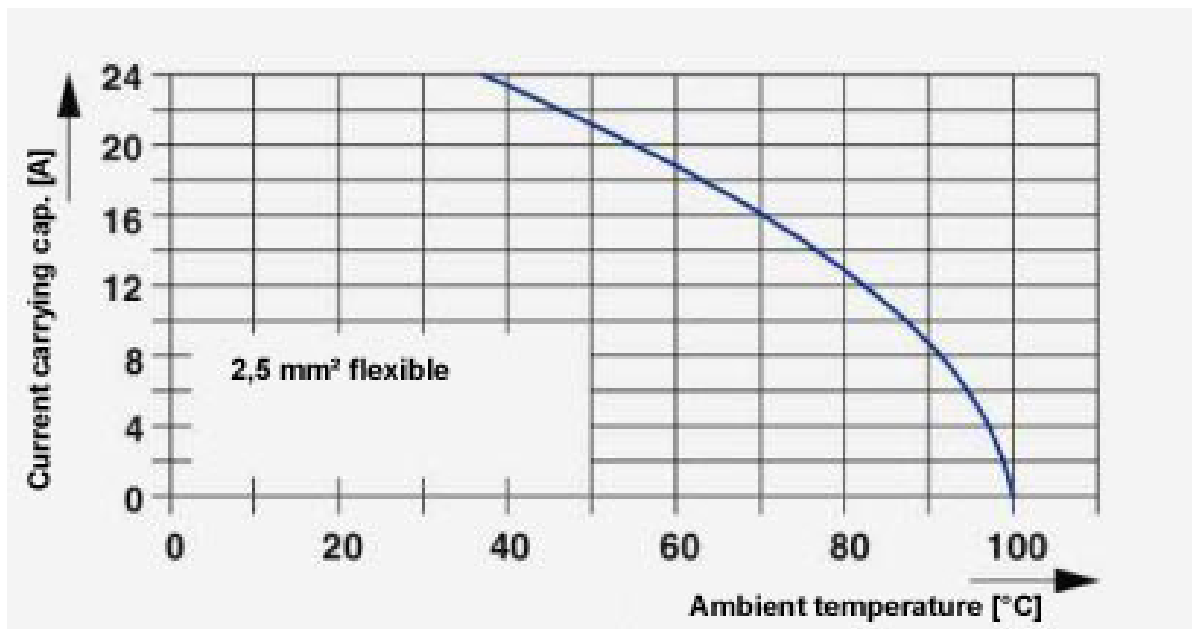
<https://www.phoenixcontact.com/sg/products/0716200>

Drawings

Dimensional drawing



Diagram



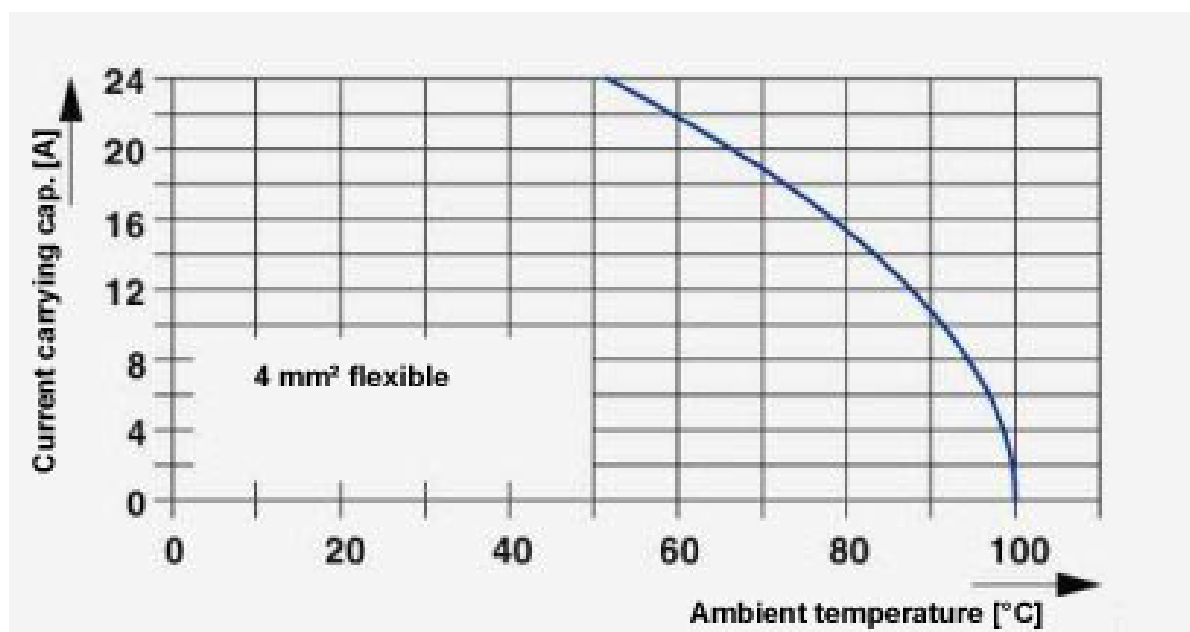
HCC 4-F BK - Female insert

0716200

<https://www.phoenixcontact.com/sg/products/0716200>



Diagram



HCC 4-F BK - Female insert

0716200

<https://www.phoenixcontact.com/sg/products/0716200>



Circuit diagram



HCC 4-F BK - Female insert





0716200


<https://www.phoenixcontact.com/sg/products/0716200>


Approvals

To download certificates, visit the product detail page: <https://www.phoenixcontact.com/sg/products/0716200>

 CSA Approval ID: 13631				
	Nominal voltage U_N	Nominal current I_N	Cross section AWG	Cross section mm^2
	300 V	20 A	28 - 10	-

 UL Recognized Approval ID: FILE E 60425				
	Nominal voltage U_N	Nominal current I_N	Cross section AWG	Cross section mm^2
Use group B	250 V	20 A	30 - 10	-
Use group C	300 V	20 A	30 - 10	-
	300 V	20 A	30 - 10	-

 DNV GL Approval ID: TAE00001EZ				
--	--	--	--	--

 LR Approval ID: LR21308805TA				
--	--	--	--	--

HCC 4-F BK - Female insert



0716200

<https://www.phoenixcontact.com/sg/products/0716200>

Classifications

ECLASS

ECLASS-11.0	27141120
ECLASS-13.0	27250101

ETIM

ETIM 9.0	EC000897
----------	----------

UNSPSC

UNSPSC 21.0	39121400
-------------	----------

HCC 4-F BK - Female insert



0716200

<https://www.phoenixcontact.com/sg/products/0716200>

Environmental product compliance

EU RoHS

Fulfills EU RoHS substance requirements	Yes
Exemption	6(c)

China RoHS

Environment friendly use period (EFUP)	EFUP-50
	An article-related China RoHS declaration table can be found in the download area for the respective article under "Manufacturer declaration". For all articles with EFUP-E, no China RoHS declaration table issued and required.

EU REACH SVHC

REACH candidate substance (CAS No.)	Lead(CAS: 7439-92-1)
-------------------------------------	----------------------

Phoenix Contact 2025 © - all rights reserved
<https://www.phoenixcontact.com>

PHOENIX CONTACT SEA Pte. Ltd.
105 Eunos Avenue 3, #04-00
Singapore 409836
+65 6228 4900
marketing@phoenixcontact.com.sg