

UIK 16 BU - Installation terminal block



3006205

<https://www.phoenixcontact.com/pc/products/3006205>

Please be informed that the data shown in this PDF document is generated from our online catalog. Please find the complete data in the user documentation. Our general terms of use for downloads are valid.



Installation terminal block, nom. voltage: 400 V, nominal current: 76 A, Screw connection, Rated cross section: 16 mm², cross section: 2.5 mm² - 25 mm², mounting type: NS 35/7,5, NS 35/15, NS 32, color: blue

Your advantages

- Installation terminal blocks with a particularly low-profile design for use in flat distributors
- The asymmetrical arrangement of the terminal blocks on the DIN rail enables the neutral busbar to be routed past the terminal blocks

Commercial data

Item number	3006205
Packing unit	50 pc
Minimum order quantity	1 pc
Product key	BE1251
Catalog page	Page 505 (C-1-2017)
GTIN	4017918091422
Weight per piece (including packing)	22.69 g
Weight per piece (excluding packing)	20.919 g
Customs tariff number	85369010
Country of origin	IN

UIK 16 BU - Installation terminal block



3006205

<https://www.phoenixcontact.com/pc/products/3006205>

Technical data

Product properties

Product type	Installation terminal block
Number of connections	2
Number of rows	1
Potentials	1

Insulation characteristics

Overvoltage category	III
Degree of pollution	3

Electrical properties

Rated surge voltage	6 kV
Maximum power dissipation for nominal condition	2.43 W

Connection data

Number of connections per level	2
Nominal cross section	16 mm ²

Level 1 above 1 below 1

Screw thread	M4
Tightening torque	1.5 ... 1.8 Nm
Stripping length	11 mm
Connection in acc. with standard	IEC 60947-7-1
Conductor cross section rigid	2.5 mm ² ... 25 mm ²
Cross section AWG	12 ... 4 (converted acc. to IEC)
Conductor cross section flexible	4 mm ² ... 16 mm ²
Conductor cross section, flexible [AWG]	10 ... 6 (converted acc. to IEC)
Conductor cross-section flexible (ferrule without plastic sleeve)	1.5 mm ² ... 16 mm ²
Flexible conductor cross section (ferrule with plastic sleeve)	1.5 mm ² ... 16 mm ²
Cross-section with insertion bridge, rigid	16 mm ²
Cross-section with insertion bridge, flexible	16 mm ²
2 conductors with same cross section, solid	1.5 mm ² ... 6 mm ²
2 conductors with same cross section, flexible	1.5 mm ² ... 6 mm ²
2 conductors with same cross section, flexible, with ferrule without plastic sleeve	1.5 mm ² ... 4 mm ²
2 conductors with the same cross section, flexible, with TWIN ferrule with plastic sleeve	0.75 mm ² ... 10 mm ²
Nominal current	76 A
Maximum load current	101 A (with a 2.5 mm ² conductor cross section)
Nominal voltage	400 V
Nominal cross section	16 mm ²

Dimensions

UIK 16 BU - Installation terminal block



3006205

<https://www.phoenixcontact.com/pc/products/3006205>

Width	12.2 mm
End cover width	1.8 mm
Height	42.5 mm
Depth on NS 32	52 mm
Depth on NS 35/7,5	47 mm
Depth on NS 35/15	54.5 mm

Material specifications

Color	blue (RAL 5015)
Flammability rating according to UL 94	V0
Insulating material group	I
Insulating material	PA
Static insulating material application in cold	-60 °C
Temperature index of insulation material (DIN EN 60216-1 (VDE 0304-21))	130 °C
Relative insulation material temperature index (Elec., UL 746 B)	130 °C
Fire protection for rail vehicles (DIN EN 45545-2) R22	HL 1 - HL 3
Fire protection for rail vehicles (DIN EN 45545-2) R23	HL 1 - HL 3
Fire protection for rail vehicles (DIN EN 45545-2) R24	HL 1 - HL 3
Fire protection for rail vehicles (DIN EN 45545-2) R26	HL 1 - HL 3
Calorimetric heat release NFPA 130 (ASTM E 1354)	28 MJ/kg
Surface flammability NFPA 130 (ASTM E 162)	passed
Specific optical density of smoke NFPA 130 (ASTM E 662)	passed
Smoke gas toxicity NFPA 130 (SMP 800C)	passed

Electrical tests

Surge voltage test

Result	Test passed
--------	-------------

Temperature-rise test

Requirement temperature-rise test	Increase in temperature ≤ 45 K
Result	Test passed
Short-time withstand current 16 mm ²	1.92 kA
Result	Test passed

Power-frequency withstand voltage

Test voltage setpoint	1.89 kV
Result	Test passed

Mechanical properties

Mechanical data

Open side panel	Yes
-----------------	-----

Mechanical tests

UIK 16 BU - Installation terminal block



3006205

<https://www.phoenixcontact.com/pc/products/3006205>

Mechanical strength

Result	Test passed
--------	-------------

Attachment on the carrier

DIN rail/fixing support	NS 32/NS 35
Result	Test passed

Test for conductor damage and slackening

Rotation speed	10 rpm
Revolutions	135
Conductor cross section/weight	4 mm ² / 0.9 kg
	16 mm ² / 2.9 kg
	25 mm ² / 4.5 kg
Result	Test passed

Environmental and real-life conditions

Needle-flame test

Time of exposure	30 s
Result	Test passed

Ambient conditions

Ambient temperature (operation)	-60 °C ... 110 °C (Operating temperature range incl. self-heating; for max. short-term operating temperature, see RTI Elec.)
Ambient temperature (storage/transport)	-25 °C ... 60 °C (for a short time, not exceeding 24 h, -60 °C to +70 °C)
Ambient temperature (assembly)	-5 °C ... 70 °C
Permissible humidity (operation)	20 % ... 90 %
Permissible humidity (storage/transport)	30 % ... 70 %

Standards and regulations

Connection in acc. with standard	IEC 60947-7-1
----------------------------------	---------------

Mounting

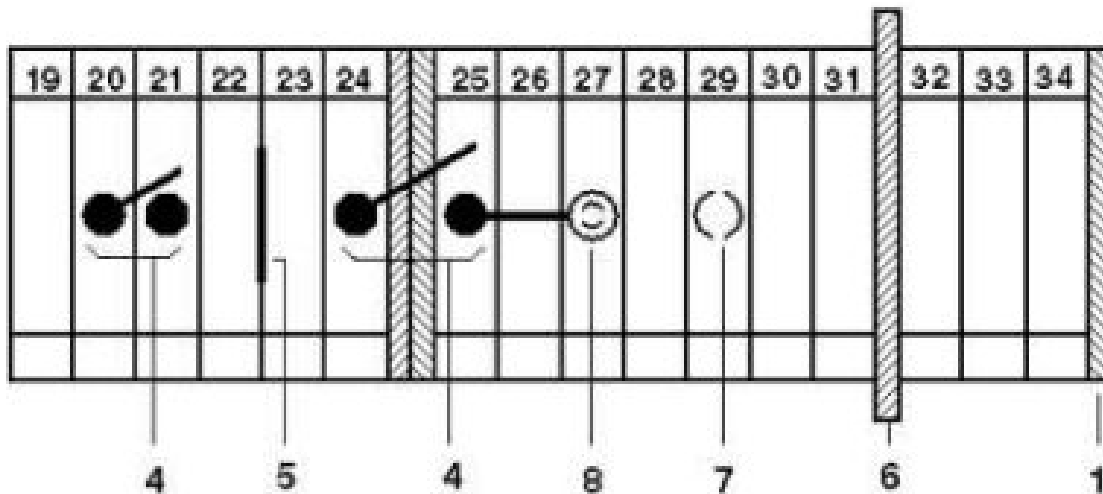
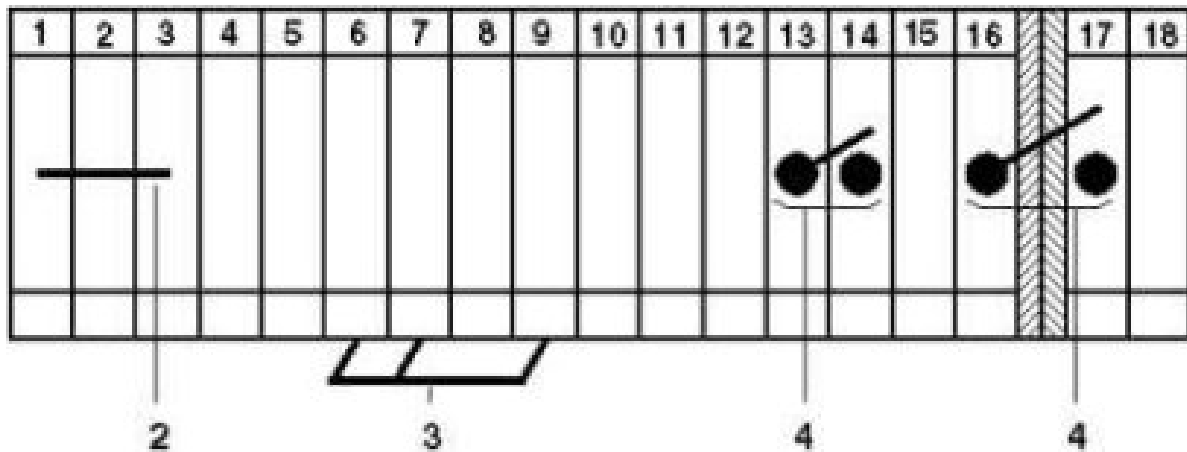
Mounting type	NS 35/7,5
	NS 35/15
	NS 32

3006205

<https://www.phoenixcontact.com/pc/products/3006205>

Drawings

Circuit diagram



- 1 = Cover
- 2 = Fixed bridge
- 3 = Insertion bridge
- 4 = Bridge bar for 2 terminal blocks
- 5 = Insulation plate
- 6 = Partition plate
- 7 = Test socket, for test pick-off with PS test plug
- 8 = Test socket, insulated, can only be used with FBI

UIK 16 BU - Installation terminal block




3006205


<https://www.phoenixcontact.com/pc/products/3006205>

Approvals

To download certificates, visit the product detail page: <https://www.phoenixcontact.com/pc/products/3006205>

 CSA Approval ID: 158887				
	Nominal voltage U_N	Nominal current I_N	Cross section AWG	Cross section mm^2
Use group B	300 V	85 A	12 - 4	-
Use group C	300 V	85 A	12 - 4	-
Use group D	600 V	5 A	12 - 4	-

 EAC Approval ID: EACKZ 08593				
--	--	--	--	--

 cULus Recognized Approval ID: E60425				
	Nominal voltage U_N	Nominal current I_N	Cross section AWG	Cross section mm^2
Use group B	300 V	85 A	12 - 4	-
Use group C	300 V	85 A	12 - 4	-
Use group F	400 V	85 A	12 - 4	-
Use group D	600 V	5 A	12 - 4	-

UIK 16 BU - Installation terminal block



3006205

<https://www.phoenixcontact.com/pc/products/3006205>

Classifications

ECLASS

ECLASS-11.0	27141125
ECLASS-12.0	27141125
ECLASS-13.0	27250110

ETIM

ETIM 9.0	EC001329
----------	----------

UNSPSC

UNSPSC 21.0	39121400
-------------	----------

UIK 16 BU - Installation terminal block



3006205

<https://www.phoenixcontact.com/pc/products/3006205>

Environmental product compliance

EU RoHS

Fulfills EU RoHS substance requirements	Yes, No exemptions
---	--------------------

China RoHS

Environment friendly use period (EFUP)	EFUP-E
	No hazardous substances above the limits

EU REACH SVHC

REACH candidate substance (CAS No.)	No substance above 0.1 wt%
-------------------------------------	----------------------------

Phoenix Contact 2025 © - all rights reserved
<https://www.phoenixcontact.com>

PHOENIX CONTACT GmbH & Co. KG
Flachmarktstraße 8
D-32825 Blomberg
+49 (0) 5235-3 00
info@phoenixcontact.com