


PTI 2,5-N - Installation terminal block



3213952

<https://www.phoenixcontact.com/sg/products/3213952>

Please be informed that the data shown in this PDF document is generated from our online catalog. Please find the complete data in the user documentation. Our general terms of use for downloads are valid.



Installation terminal block, nom. voltage: 400 V, nominal current: 24 A, Push-in connection, 1st, 2nd and 3rd level, Rated cross section: 4 mm², cross section: 0.14 mm² - 4 mm², Push-in connection, mounting type: NS 35/7,5, NS 35/15, color: gray/blue

Your advantages

- Double function shafts on all levels

Commercial data

Item number	3213952
Packing unit	50 pc
Minimum order quantity	50 pc
Sales key	*****
Product key	BE2253
Catalog page	Page 92 (C-1-2019)
GTIN	4046356609616
Weight per piece (including packing)	12.276 g
Weight per piece (excluding packing)	12.276 g
Customs tariff number	85369010
Country of origin	DE

PTI 2,5-N - Installation terminal block



3213952

<https://www.phoenixcontact.com/sg/products/3213952>

Technical data

Notes

General

Note	When establishing a connection on the open housing side of a feed-through modular terminal block of the same series and size, the block must be provided with a cover if the expected insulation voltage is >320 V.
	The max. load current must not be exceeded by the total current of all connected conductors.

Product properties

Product type	Installation terminal block
Number of connections	2
Number of rows	3
Potentials	1

Insulation characteristics

Overvoltage category	III
Degree of pollution	3

Electrical properties

Rated surge voltage	4 kV
	6 kV
Maximum power dissipation for nominal condition	1.02 W

Connection data

Number of connections per level	2
Nominal cross section	2.5 mm ²

1st, 2nd and 3rd level

Stripping length	8 mm ... 10 mm
Internal cylindrical gage	A3
Conductor cross section rigid	0.14 mm ² ... 4 mm ²
Cross section AWG	26 ... 12 (converted acc. to IEC)
Conductor cross section flexible	0.14 mm ² ... 4 mm ²
Conductor cross section, flexible [AWG]	26 ... 12 (converted acc. to IEC)
Conductor cross-section flexible (ferrule without plastic sleeve)	0.14 mm ² ... 2.5 mm ²
Flexible conductor cross section (ferrule with plastic sleeve)	0.14 mm ² ... 2.5 mm ²
2 conductors with the same cross section, flexible, with TWIN ferrule with plastic sleeve	0.5 mm ²
Nominal current	24 A (with 4 mm ² conductor cross section)
Maximum load current	30 A (with 4 mm ² conductor cross section and 3-pos. terminal block)
Nominal voltage	400 V (phase conductor/phase conductor)
	phase conductor/PE

PTI 2,5-N - Installation terminal block



3213952

<https://www.phoenixcontact.com/sg/products/3213952>

	250 V (phase conductor/N)
Nominal cross section	4 mm ²
Stripping length	8 mm ... 10 mm
2 conductors with the same cross section, flexible, with TWIN ferrule with plastic sleeve	0.5 mm ²

1st, 2nd and 3rd level Connection cross sections directly pluggable

Conductor cross section rigid	0.34 mm ² ... 4 mm ²
Conductor cross-section flexible (ferrule without plastic sleeve)	0.34 mm ² ... 2.5 mm ²
Flexible conductor cross section (ferrule with plastic sleeve)	0.34 mm ² ... 2.5 mm ²

Connection cross sections directly pluggable

Conductor cross section rigid	0.34 mm ² ... 4 mm ²
Conductor cross-section flexible (ferrule without plastic sleeve)	0.34 mm ² ... 2.5 mm ²
Flexible conductor cross section (ferrule with plastic sleeve)	0.34 mm ² ... 2.5 mm ²

Dimensions

Width	5.2 mm
End cover width	2.2 mm
Height	101 mm
Depth on NS 35/7,5	50.5 mm
Depth on NS 35/15	58 mm

Material specifications

Color	multicolored
	gray (RAL 7042)
	blue (RAL 5015)
Flammability rating according to UL 94	V0
Insulating material group	I
Insulating material	PA
Static insulating material application in cold	-60 °C
Temperature index of insulation material (DIN EN 60216-1 (VDE 0304-21))	130 °C
Relative insulation material temperature index (Elec., UL 746 B)	130 °C
Fire protection for rail vehicles (DIN EN 45545-2) R22	HL 1 - HL 3
Fire protection for rail vehicles (DIN EN 45545-2) R23	HL 1 - HL 3
Fire protection for rail vehicles (DIN EN 45545-2) R24	HL 1 - HL 3
Fire protection for rail vehicles (DIN EN 45545-2) R26	HL 1 - HL 3
Calorimetric heat release NFPA 130 (ASTM E 1354)	28 MJ/kg
Surface flammability NFPA 130 (ASTM E 162)	passed
Specific optical density of smoke NFPA 130 (ASTM E 662)	passed
Smoke gas toxicity NFPA 130 (SMP 800C)	passed

Electrical tests

Surge voltage test

PTI 2,5-N - Installation terminal block



3213952

<https://www.phoenixcontact.com/sg/products/3213952>

Result	Test passed
--------	-------------

Temperature-rise test

Requirement temperature-rise test	Increase in temperature ≤ 45 K
Result	Test passed
Short-time withstand current 4 mm ²	0.48 kA
Result	Test passed

Power-frequency withstand voltage

Test voltage setpoint	1.89 kV
Result	Test passed

Mechanical properties

Mechanical data

Open side panel	Yes
-----------------	-----

Mechanical tests

Mechanical strength

Result	Test passed
--------	-------------

Attachment on the carrier

DIN rail/fixing support	NS 32/NS 35
Result	Test passed

Test for conductor damage and slackening

Rotation speed	10 (+/- 2) rpm
Revolutions	135
Conductor cross section/weight	0.14 mm ² / 0.2 kg 4 mm ² / 0.9 kg
Result	Test passed

Environmental and real-life conditions

Needle-flame test

Time of exposure	30 s
Result	Test passed

Oscillation/broadband noise

Specification	DIN EN 50155 (VDE 0115-200):2008-03
Spectrum	Long life test category 2, bogie-mounted
Frequency	$f_1 = 5$ Hz to $f_2 = 250$ Hz
ASD level	6.12 (m/s ²) ² /Hz
Acceleration	3.12g
Test duration per axis	5 h
Test directions	X-, Y- and Z-axis
Result	Test passed

PTI 2,5-N - Installation terminal block



3213952

<https://www.phoenixcontact.com/sg/products/3213952>

Shocks

Pulse shape	Half-sine
Acceleration	5g
Shock duration	30 ms
Number of shocks per direction	3
Test directions	X-, Y- and Z-axis (pos. and neg.)
Result	Test passed

Ambient conditions

Ambient temperature (operation)	-60 °C ... 110 °C (Operating temperature range incl. self-heating; for max. short-term operating temperature, see RTI Elec.)
Ambient temperature (storage/transport)	-25 °C ... 60 °C (for a short time, not exceeding 24 h, -60 °C to +70 °C)
Ambient temperature (assembly)	-5 °C ... 70 °C
Ambient temperature (actuation)	-5 °C ... 70 °C
Permissible humidity (operation)	20 % ... 90 %
Permissible humidity (storage/transport)	30 % ... 70 %

Mounting

Mounting type	NS 35/7,5
	NS 35/15

PTI 2,5-N - Installation terminal block

3213952

<https://www.phoenixcontact.com/sg/products/3213952>



Drawings

Circuit diagram



PTI 2,5-N - Installation terminal block




3213952


<https://www.phoenixcontact.com/sg/products/3213952>


Approvals

To download certificates, visit the product detail page: <https://www.phoenixcontact.com/sg/products/3213952>

 CSA Approval ID: 2030668				
	Nominal voltage U_N	Nominal current I_N	Cross section AWG	Cross section mm^2
Use group B	300 V	20 A	26 - 12	-
Use group C	150 V	20 A	26 - 12	-
Use group D	600 V	5 A	26 - 12	-

 IECEE CB Scheme Approval ID: DE1-62955				
	Nominal voltage U_N	Nominal current I_N	Cross section AWG	Cross section mm^2
	400 V	24 A	-	0.2 - 4

 EAC Approval ID: RU C-DE.BL08.B.00644				
---	--	--	--	--

 cULus Recognized Approval ID: E60425				
--	--	--	--	--

 cULus Recognized Approval ID: E60425				
--	--	--	--	--

 VDE Zeichengenehmigung Approval ID: 40037480				
	Nominal voltage U_N	Nominal current I_N	Cross section AWG	Cross section mm^2
	400 V	24 A	-	0.2 - 4

DNV Approval ID: TAE0001BU				
--------------------------------------	--	--	--	--

 EAC Approval ID: EACKZ 08593				
--	--	--	--	--

PTI 2,5-N - Installation terminal block



3213952

<https://www.phoenixcontact.com/sg/products/3213952>

Classifications

ECLASS

ECLASS-11.0	27141125
ECLASS-12.0	27141125
ECLASS-13.0	27250110

ETIM

ETIM 9.0	EC001329
----------	----------

UNSPSC

UNSPSC 21.0	39121400
-------------	----------

PTI 2,5-N - Installation terminal block



3213952

<https://www.phoenixcontact.com/sg/products/3213952>

Environmental product compliance

EU RoHS

Fulfills EU RoHS substance requirements	Yes, No exemptions
---	--------------------

China RoHS

Environment friendly use period (EFUP)	EFUP-E
	No hazardous substances above the limits

EU REACH SVHC

REACH candidate substance (CAS No.)	No substance above 0.1 wt%
-------------------------------------	----------------------------

Phoenix Contact 2025 © - all rights reserved
<https://www.phoenixcontact.com>

PHOENIX CONTACT SEA Pte. Ltd.
105 Eunos Avenue 3, #04-00
Singapore 409836
+65 6228 4900
marketing@phoenixcontact.com.sg