

REL-MR- 24DC/21 - Single relay




2961105

<https://www.phoenixcontact.com/sg/products/2961105>

Please be informed that the data shown in this PDF document is generated from our online catalog. Please find the complete data in the user documentation. Our general terms of use for downloads are valid.

Plug-in miniature power relay, with power contact, 1 changeover contact, input voltage 24 V DC



Your advantages

- Safe isolation between coil and contact side
- High degree of protection up to RT III depending on type (wash-proof)
- Power contacts up to 6 A

Commercial data

Item number	2961105
Packing unit	10 pc
Minimum order quantity	10 pc
Sales key	0608*
Product key	DK6921
Catalog page	Page 284 (C-5-2019)
GTIN	4017918130893
Weight per piece (including packing)	6.71 g
Weight per piece (excluding packing)	5 g
Customs tariff number	85364190
Country of origin	CZ

REL-MR- 24DC/21 - Single relay

2961105

<https://www.phoenixcontact.com/sg/products/2961105>



Technical data

Product properties

Product type	Single relay
Operating mode	100% operating factor
Mechanical service life	2x 10 ⁷ cycles

Insulation characteristics

Overvoltage category	III
Pollution degree	3

Data management status

Date of last data management	19.03.2025
------------------------------	------------

Electrical properties

Maximum power dissipation for nominal condition	0.17 W
Test voltage (Winding/contact)	4 kV AC (50 Hz, 1 min., winding/contact)

Input data

Coil side

Nominal input voltage U _N	24 V DC
Input voltage range	14.4 V DC ... 66 V DC
Input voltage range in reference to U _N	see diagram
Drive and function	monostable
Drive (polarity)	non-polarized
Typical input current at U _N	7 mA
Typical response time	5 ms
Typical release time	2.5 ms
Coil resistance	3390 Ω ±10 % (at 20 °C)

Output data

Switching

Contact switching type	1 changeover contact
Type of switch contact	Single contact
Contact material	AgSnO
Maximum switching voltage	250 V AC/DC
Minimum switching voltage	5 V (at 100 mA)
Limiting continuous current	6 A
Maximum inrush current	10 A (4 s)
Min. switching current	10 mA (at 12 V)
Interrupting rating (ohmic load) max.	140 W (at 24 V DC)
	20 W (at 48 V DC)
	18 W (at 60 V DC)

REL-MR- 24DC/21 - Single relay

2961105

<https://www.phoenixcontact.com/sg/products/2961105>

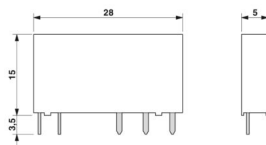


Switching capacity	23 W (at 110 V DC)
	40 W (at 220 V DC)
	1500 VA (for 250 V AC)
	2 A (at 24 V, DC13)
	0.2 A (at 110 V, DC13)
	0.1 A (at 220 V, DC13)
	3 A (at 24 V, AC15)
	3 A (at 120 V, AC15)
Motor load according to UL 508	3 A (at 230 V, AC15)
	1/4 HP, 240 - 277 V AC (N/O contact)
	1/6 HP, 240 - 277 V AC (N/C contact)

Connection data

Connection method	Plug / solder connection
-------------------	--------------------------

Dimensions

Dimensional drawing	
Width	5 mm
Height	28 mm
Depth	15 mm

Material specifications

Color	white (RAL 9010)
-------	------------------

Environmental and real-life conditions

Ambient conditions

Degree of protection	RT III
Ambient temperature (operation)	-40 °C ... 85 °C
Ambient temperature (storage/transport)	-40 °C ... 85 °C

Standards and regulations

Standards/regulations	IEC 60664
	EN 50178
	EN 61810-1

Mounting

Assembly note	in rows with zero spacing
Mounting position	any

REL-MR- 24DC/21 - Single relay

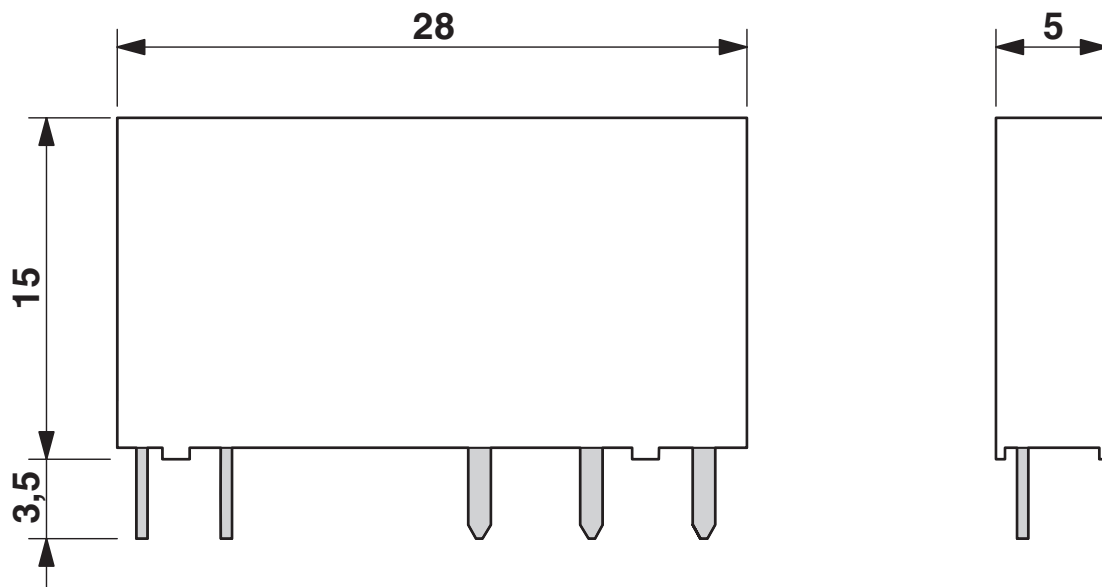
2961105

<https://www.phoenixcontact.com/sg/products/2961105>

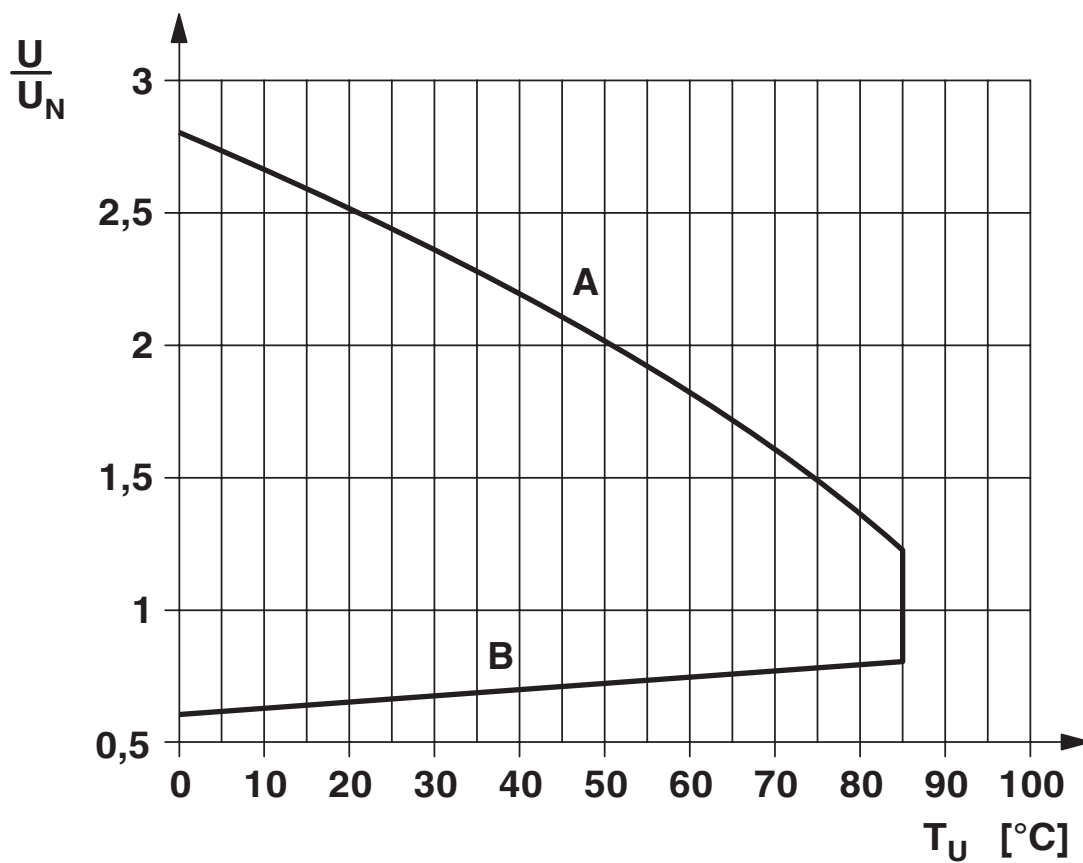


Drawings

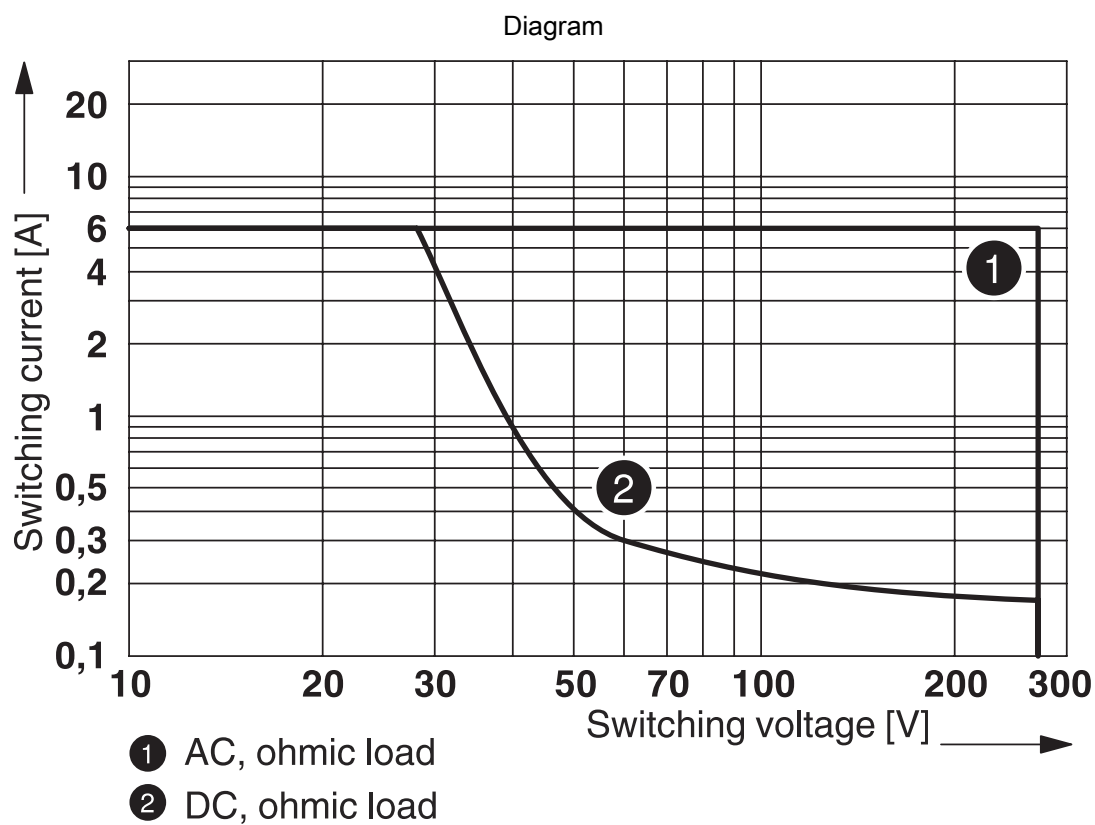
Dimensional drawing



Diagram



Operating voltage range



Interrupting rating



① 250 V AC, ohmic load

Electrical service life



Permissible humidity for operation and storage.

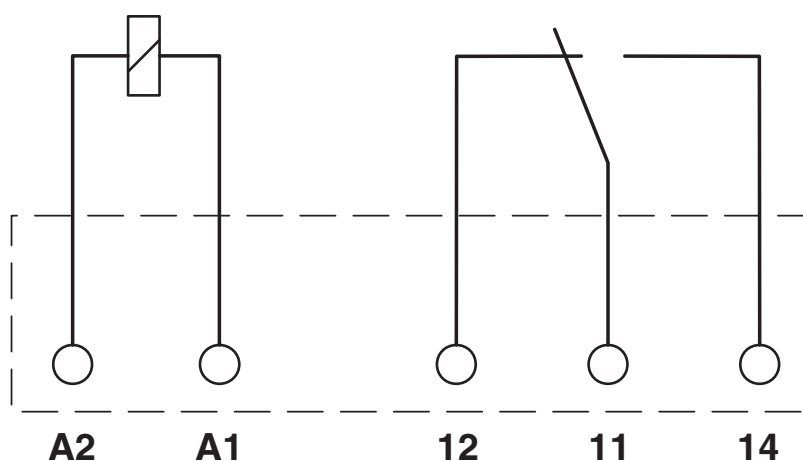
The maximum permissible ambient temperature as specified in the data sheet must be observed.

Area A: Ice buildup at ambient temperatures $\leq 0^{\circ}\text{C}$ must be prevented

Area B: Condensation at ambient temperatures $> 0^{\circ}\text{C}$ must be prevented

On 30 full days that are naturally distributed across an entire year, a humidity level of 95% is permissible at an ambient temperature $\leq 25^{\circ}\text{C}$.

Circuit diagram



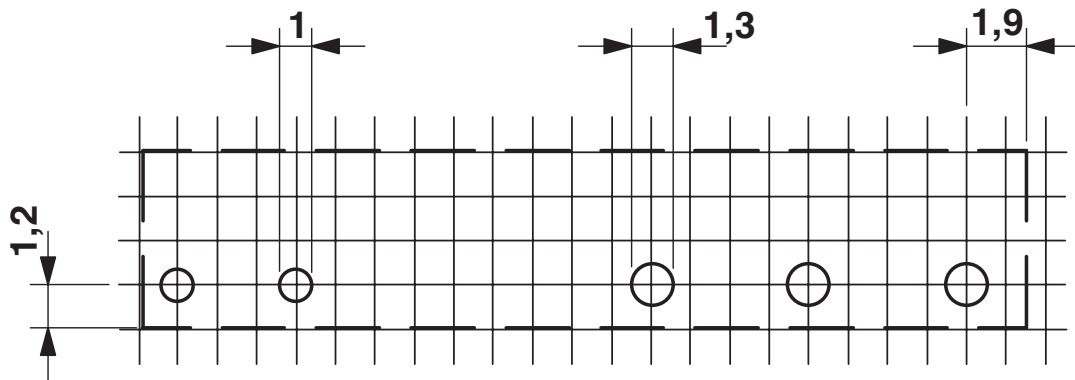
REL-MR- 24DC/21 - Single relay



2961105

<https://www.phoenixcontact.com/sg/products/2961105>

Drilling plan/solder pad geometry



a = pitch division 1.25 mm and 1.27 mm

REL-MR- 24DC/21 - Single relay



2961105

<https://www.phoenixcontact.com/sg/products/2961105>

Approvals

To download certificates, visit the product detail page: <https://www.phoenixcontact.com/sg/products/2961105>



cUL Recognized
Approval ID: FILE E 172140



UL Recognized
Approval ID: FILE E 172140



EAC
Approval ID: RU*C-DE.*08.B.00010



UL Recognized
Approval ID: FILE E 172140



VDE approval of drawings
Approval ID: 40032864



VDE approval of drawings
Approval ID: 40054426



cUL Recognized
Approval ID: FILE E 172140



VDE approval of drawings
Approval ID: 40010212



cUL Recognized
Approval ID: FILE E 172140



UL Recognized
Approval ID: FILE E 172140

REL-MR- 24DC/21 - Single relay



2961105

<https://www.phoenixcontact.com/sg/products/2961105>

Classifications

ECLASS

ECLASS-13.0	27371601
-------------	----------

ETIM

ETIM 9.0	EC001437
----------	----------

UNSPSC

UNSPSC 21.0	39122300
-------------	----------

REL-MR- 24DC/21 - Single relay



2961105

<https://www.phoenixcontact.com/sg/products/2961105>

Environmental product compliance

EU RoHS

Fulfills EU RoHS substance requirements	Yes, No exemptions
---	--------------------

China RoHS

Environment friendly use period (EFUP)	EFUP-E
	No hazardous substances above the limits

EU REACH SVHC

REACH candidate substance (CAS No.)	No substance above 0.1 wt%
-------------------------------------	----------------------------

Phoenix Contact 2025 © - all rights reserved

<https://www.phoenixcontact.com>

PHOENIX CONTACT SEA Pte. Ltd.

105 Eunos Avenue 3, #04-00

Singapore 409836

+65 6228 4900

marketing@phoenixcontact.com.sg